



# LED SOLUTIONS

..... *For Harsh & Hazardous Locations* .....



[www.chalmit.com](http://www.chalmit.com)





**Harsh & Hazardous**

## Hubbell Harsh & Hazardous

Extreme environments demand superior performance, which is why you will find Hubbell products and systems installed in some of the most arduous and safety critical locations worldwide.

**The Hubbell Harsh & Hazardous group combines dedicated, market leading brands within the Hubbell portfolio to provide a complete package for companies operating in some of the toughest environments on the planet.**

We are committed to providing quality products and services that will meet and exceed your expectations. Our principal activities include the design and manufacture of rugged and hard wearing products. These include telephones and communication products, lighting, control gear and electrical connection products, all designed to operate primarily in extreme outdoor, hazardous and corrosive areas.

## Our Brands

All of our brands are long established and well respected businesses within each of their industries, our primary industry sectors include:

Oil & Gas, Petrochemical, Industrial, Marine, Military, Transport and Commercial.



## Corporate Information

Hubbell Incorporated HQ is based in Connecticut, U.S.A. and you can find out more information about the Hubbell Group on our corporate website at [www.hubbell.com](http://www.hubbell.com)

[www.harshandhazardous.com](http://www.harshandhazardous.com)

## Sustainability

In 2010, Hubbell announced HSI – the Hubbell Sustainability Initiative - (HSI) - an enterprise-wide commitment to develop sustainable products and business practices.

**The HSI mission is to:**

**Achieve an ongoing culture of environmental responsibility with our employees, community, and industry implementing educational programs and sustainable practices.**

Chalmit have embraced this initiative and developed a range of energy efficient LED products manufactured in our Glasgow facility utilising lean principles. All products are sustainably manufactured with minimum impact to the environment around us.



*Reliable Electrical Solutions  
from a brand you can trust*

### INTRODUCTION

5 | About Chalmit

### ZONE 0

6 | Sceptre

### ZONE 1

#### Linear

8 | Protecta III  
10 | Protecta III Retrofit  
12 | Acclaim  
14 | Curie Elite  
16 | Lomond

#### Highbay

18 | 238

#### Floodlight

20 | ScotiaEx  
22 | Solas  
24 | HDL 106N  
26 | HDL 106NE

#### Bulkhead

28 | NexLED  
30 | Nevis

### ZONE 2

#### Linear

32 | Sterling II

#### Highbay

34 | Eclipse II

#### Floodlight

36 | Arran

#### Bulkhead

38 | Nexxus II

### SAFE AREA

#### Linear

40 | Protecta  
42 | Acclaim  
44 | Sterling II  
46 | Curie

#### Highbay

48 | Eclipse II  
50 | Orion  
52 | Cirrus

#### Floodlight

54 | Arran  
56 | Arran H/O  
58 | Solas

#### Bulkhead

60 | NexLED  
62 | Nevis

#### Street Light


64 | Starline II

### CHALMLITE 5

66 | Design Software



## Quality, Reliability and Low Maintenance



### Smarter Products

**Voice of the customer reflected in smart design.**

Our uniquely designed "Smart Products" offer important saving qualities and is applicable to our current LED portfolio for great customer focused luminaires.

**Installation Saving • Cost Saving • Energy Saving**

## World Leader in Hazardous Area Lighting

Chalmit, formerly known as Andrew Chalmers and Mitchell, was formed in 1910 as a supplier of marine equipment to shipyards in the west of Scotland. Today, we are one of the largest and most respected hazardous area and marine lighting companies in the world, supplying our products through sales offices and agents located in over 40 countries.

As part of the Hubbell Harsh and Hazardous division, Chalmit can offer a global range of IEC & NEC products suitable for hazardous area lighting complying with all international codes and standards on any continent.

## Our LED Product Range

Chalmit has over a century's worth of experience in providing cutting edge lighting solutions to hazardous and marine markets.

We understand the unique characteristics of LED technology and have a proven track record, pioneering the world's first Zone 1 LED luminaire; the NexLED back in 2005.

As a business we have invested in the development of solid state lighting technologies to provide solutions that meet the exacting requirements of the Oil, Gas & Petrochemical industries.

The result is a proven, reliable and complete range of LED luminaires that compliment and enhance our fluorescent and HID products.

At the heart of each new design is our underlying philosophy -


**Quality, Reliability and Low Maintenance.**



## Made in Britain

Chalmit® products are designed and manufactured in the UK.

We are proud to endorse and sustain a great tradition in engineering and innovation.





The intrinsically safe **Sceptre** LED luminaire is designed to provide plant and area illumination in both Group I and II harsh and hazardous environments. This includes on longwalls, heavy machinery, or in pump rooms for general area illumination. In addition the integrated tri-colour indicator can provide warning or status information to the user.

With a low profile form and utilising high efficiency LEDs, the Sceptre is a robust, long life, maintenance free luminaire solution.

## Mounting Options

- Ceiling
- Wall
- Bulkhead
- Magnetic

International Approvals



## Standard Specification

Sceptre Ex ia LED Bulkhead

Type of Protection	Ex ia (Intrinsic Safety)
Area Classification	Zone 0 areas to IEC 60079-0 and IEC 60079-11
Certificate	IECEx Certificate of Conformity IECEx TSA 15.0028X
Coding	Ex ia IIB T3 Ga IP65
Enclosure	Low profile anti-static plastic
Entry	Integral IP65 connectors
Termination	Souriau UTS 102W2 cable connectors
Installation	2 x 12mm external mounting holes, or integral high strength magnets
Control Gear	External 12V power supply required
Colour Temperature (CCT)	6200K
Ingress Protection	IP65
Electrical Supply	10-12.6V DC

Chalmit®

**LED  
SOLUTIONS**  
----- For Harsh & Hazardous Locations -----



## Features

- ◆ Highly **Energy Efficient**
- ◆ **Low profile**
- ◆ **Magnetic or bolt** mounting
- ◆ Tri-colour **indicator**
- ◆ **Area lighting** and **tri-colour Indicator function**

Product design and specifications are subject to change without notice. Please check the Chalmit website for latest specifications. [www.chalmit.com](http://www.chalmit.com)


Std. Cat No.	Delivered Output	Power Consumption	TClass	Ambient °C	Weight
<b>SCIA/01L/LE</b>	650 lm	7W	T3	-20 to +40	1.1kg

Options - Suffix to Catalogue No.  
**/G1** Group I version for Mining (coding becomes Ex ia I Ma)

**Accessories** *Accessories should be ordered separately*

	Order Code
Cable LLS2 - 1 Connector - 10m*	<b>LLS002-C1-10</b>
Cable LLS2 - 2 Connector - 10m*	<b>LLS002-C2-10</b>

\*Custom length cables can be supplied - please contact Chalmit Technical Support



Connector Pin	Cable Wire Colour	Description
1	<b>Yellow</b>	<b>Yellow Indicator</b>
2	<b>White</b>	<b>White Area Lighting</b>
3	<b>Red</b>	<b>Red Indicator</b>
4	<b>Black</b>	<b>OV</b>




**LED SOLUTIONS**  
 For Harsh & Hazardous Locations



ZONE 1 ZONE 21

# PROTECTA III



The **Protecta III** LED linear delivers to the Industry unparalleled performance and photometry bringing forward all the recognised benefits of the Protecta range; a proven robust enclosure, excellent IP and low maintenance features which are key to the oil and gas industry.

Expected useful life to 70% of the initial lumens (L70) is a market leading 120,000 hours at 25°C. With fully replaceable LED strips and driver we deliver a unique product with effective long term maintenance capability.

## Mounting Options

- Ceiling
- Wall
- Suspended
- Pole

## Standard Specification

Protecta Ex e LED Linear

Type of Protection	Ex e mb op is q IIC T4 Gb (Increased Safety, Encapsulation, Powder filling)
ATEX Classification	Group II Category 2 GD
Area Classification	Zone 1 and 21 areas to EN 60079-10-1 and EN 60079-10-2 with installation to EN 60079-14
Certificate	EC Type Examination Certificate Baseefa04ATEX0220 IECEX Certificate of Conformity IECEX BAS09.0017
Coding	Ex e mb op is q IIC T4 Gb Ex tb IIIC T95°C Db IP6X
Enclosure	GRP body with polycarbonate cover
Geartray	Aluminium
Entry	4 x M20 cable entries - 2 at each end
Termination	3 core 4mm <sup>2</sup> max conductor with looping and 16A rating through wiring (4 core on Emergency)
Installation	2 x M8 moulded-in stainless steel bushes located on the rear of the body
Control Gear	Electronic Driver
Colour Temperature (CCT)	6000K (Cool Daylight)
Maintenance	Quick release diffuser clamp and hinged cover
Battery	Internal Ni-Cd (6V) (Emergency version only)
Emergency Duration	90 mins (30% output)
Ingress Protection	IP66/67 to EN 60529
Surge Protection	4kV
Electrical Supply	220-254V AC, 50/60Hz

International Approvals



Chalmit®

LED SOLUTIONS

For Harsh & Hazardous Locations



## Features

- ◆ Highly **Energy Efficient**
- ◆ Full length **easy access** diffuser clamp
- ◆ **Screwless** mains terminals
- ◆ **120,000** maintenance free hours at 25°C (L70)
- ◆ **DTS-01** deluge tested
- ◆ **Retrofit** geartray available



Product design and specifications are subject to change without notice. Please check the Chalmers website for latest specifications. [www.chalmers.com](http://www.chalmers.com)



MADE IN BRITAIN

Std. Cat No.	Delivered Output	Power Consumption	TClass	T°C (Dust)	Ambient °C	Weight
<b>PRGE/02L/LE</b>	2178 lm	30W	T4	95	-40 to +55	7.9kg
<b>PRGE/05L/LE</b>	4607 lm	60W	T4	95	-40 to +55	11.5kg
<b>PRGE/02L/LE/EM</b>	2178 lm	32W	T4	95	-25 to +55	8.9kg
<b>PRGE/05L/LE/EM</b>	4607 lm	64W	T4	95	-25 to +55	13.0kg

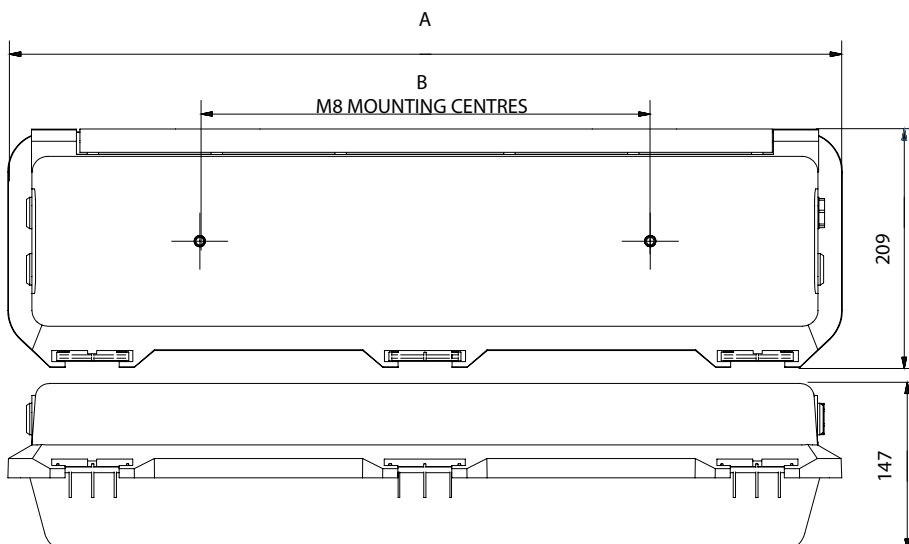
Note: Installed Protecta III fluorescents can be upgraded to LED by ordering Retrofit Geartray PRRE (see PRRE data sheet)

Options - Suffix to Catalogue No.			
<b>/M25</b>	M25 cable entries	<b>/3H</b>	3 hour battery duration (15% output)
<b>/LBE</b>	Looping both sides	<b>/4K</b>	4000K (Neutral White) LED Strips
<b>/EL</b>	Extra live termination facility (to match emergency circuit)	<b>/SC</b>	Screwed connection terminal block (up to 6mm <sup>2</sup> conductors)
<b>/120</b>	Specific voltage (110-130V)	<b>/LT</b>	Low temperature version (Emergency ambient becomes -40°C to +55°C)**
<b>/GIS</b>	Geartray isolation switch (Gas coding becomes - Ex d e mb q IIC)	<b>/LTT</b>	Low temperature version with battery temperature regulator (Emergency ambient becomes -40°C to +45°C)
<b>/OD</b>	Opaque diffuser (reduces maximum ambient to +45°C)	<b>/BP</b>	Brass plugs
		<b>/SE</b>	Spigot entry (standard model only)

\*\* /LT is optional on standard model to minimise ice build-up.

### Accessories Accessories should be ordered separately

	Order Code
Pole mounting bracket assembly (38/42 diameter poles)	<b>SPOL4-100001</b>
Pole mounting bracket assembly (48/52 diameter poles)	<b>SPOL4-100002</b>
Pole mounting bracket assembly (58/62 diameter poles)	<b>SPOL4-100003</b>
Hook type ceiling bracket assembly	<b>SPRO4-0005</b>
Flush mounted wall bracket assembly	<b>SPRO4-0006</b>
Ceiling bracket assembly	<b>SPRO4-0002</b>
Standard 2ft wall mounting outreach bracket (use with SPOL4-100001)	<b>NPRO4-0008</b>
Standard 4ft wall mounting outreach bracket (use with SPOL4-100001)	<b>NPRO4-0012</b>
Eyebolt mounting assembly	<b>SPRO5-0005</b>



DIM	02L	05L
DIM A	742	1352
DIM B	400	700



**LED SOLUTIONS**  
For Harsh & Hazardous Locations



# PROTECTA III

## RETROFIT LED GEARTRAY



The **Protecta III LED Geartray** is a unique solution to upgrade and utilise the very latest LED technology in existing Protecta III fluorescents.

Complete with LED strips and electronic driver, the geartray can be easily retro-fitted into the Protecta III GRP enclosure in a matter of minutes.

The robust enclosure is not compromised as it remains unchanged and all existing cabling and glanding can remain in place offering significant installation cost savings when upgrading to LED.



International Approvals

### Standard Specification

Protecta Ex e LED Linear Fluorescent Replacement

Type of Protection*	Ex e mb op is q IICT4 Gb (Increased Safety Encapsulation, Powder filling)
ATEX Classification*	Group II Category 2 GD
Area Classification*	Zone 1 and 21 areas to EN 60079-10-1 and EN 60079-10-2 with installation to EN 60079-14
Certificate*	EC Type Examination Certificate Baseefa04ATEX0220 IECEX Certificate of Conformity IECEx BAS09.0017
Coding*	Ex e mb op is q IICT4 Gb Ex tb IIIC T95°C Db IP6X
Geartray	Aluminium
Installation	Fix to existing GRP body - refer to IOM
Control Gear	Electronic Driver
Colour Temperature (CCT)	6000K (Cool Daylight)
Maintenance	Components accessible on geartray
Battery	Internal Ni-Cd (6V) (Emergency only)
Emergency Duration	90 mins (30% output)
Ingress Protection*	IP66/67 to EN 60529
Surge Protection	4kV
Electrical Supply	220-254V AC, 50/60Hz

\* Only applicable once installed in Protecta III GRP enclosure

## Features

- ◆ Highly **Energy Efficient**
- ◆ **120,000** maintenance free hours @ 25°C (L70)
- ◆ **Simple upgrade** of existing fluorescents



**LED SOLUTIONS**

For Harsh & Hazardous Locations



Product design and specifications are subject to change without notice. Please check the Chalmit website for latest specifications. [www.chalmit.com](http://www.chalmit.com)




MADE IN BRITAIN

Std. Cat No.	Delivered Output	Power Consumption	Ambient °C	Weight
<b>PRRE/02L/LE</b>	2178 lm	30W	-40 to +55	5.0kg
<b>PRRE/05L/LE</b>	4607 lm	60W	-40 to +55	6.0kg
<b>PRRE/02L/LE/EM</b>	2178 lm	32W	-25 to +55	6.0kg
<b>PRRE/05L/LE/EM</b>	4607 lm	64W	-25 to +55	7.5kg

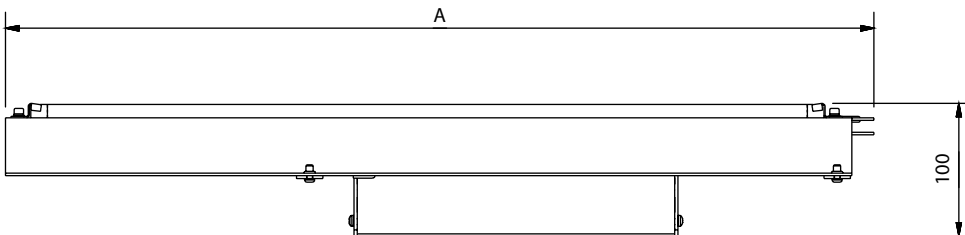
Options - Suffix to Catalogue No.

<b>/120</b>	Specific voltage (110-130V)	<b>/4K</b>	4000K (Neutral White) LED Strips
<b>/3H</b>	3 hour battery duration (15% output)	<b>/LT</b>	Low temperature version (Emergency ambient becomes -40°C to +55°C)**
<b>/OD</b>	Opaque diffuser (reduces maximum ambient to +45°C)	<b>/LTT</b>	Low temperature version with battery temperature regulator (Emergency ambient becomes -40°C to +45°C)

\*\* /LT is optional on standard model to minimise ice build-up.



DIM	02L	05L
A	657	1261



**LED SOLUTIONS**

For Harsh & Hazardous Locations





The **Acclaim** is a recessed luminaire designed for use in solid or plank ceiling types, and is regularly used in offshore accommodation modules for both task and emergency/escape lighting.

With an equivalent performance to the fluorescent models, the Acclaim now provides all the long life benefits associated with LED in a familiar housing.

## Mounting Options

- Recessed
- Suspended (drop rods)



## Standard Specification

Acclaim Ex e LED Recessed Linear

Type of Protection	Ex e mb q (Increased Safety, Encapsulation, Powder filling)
ATEX Classification	Group II Category 2 GD
Area Classification	Zone 1 and 21 areas to EN 60079-10-1 and EN 60079-10-2 with installation to EN 60079-14
Certificate	EC Type Examination Certificate CML16ATEX3095X IECEX Certificate of Conformity IECEX CML16.0043X
Coding	Ex eb mb op is q IIC T4 Gb Ex tb IIC T95°C Db IP65
Enclosure	White polyester painted zintec body and frame. Frame colour RAL 9010. Prismatic Diffuser.
Geartray	Aluminium
Entry	4 x 21mm clearance holes - 2 at each end
Termination	3 core 4mm <sup>2</sup> max conductor with looping and 16A rating through wiring (4 core on emergency)
Installation	Fixed side brackets with swing out arms, and provision for drop rod mounting.
Control Gear	Electronic Driver
Colour Temperature (CCT)	4000K (Neutral White)
Maintenance	Via front cover, secured by pan head screws
Battery	Internal Ni-Cd (6V) (Emergency version only)
Emergency Duration	90 mins (30% output)
Ingress Protection	IP65 to EN 60529
Surge Protection	4kV
Electrical Supply	220-254V AC, 50/60Hz

## Features

- ◆ **Fully maintainable** with replaceable LED strips and driver
- ◆ **Quick release** mains terminal
- ◆ **Resistant** to voltage fluctuations
- ◆ Highly **Energy Efficient**
- ◆ **B15 SOLAS fire rating**  
- appropriate insulation is required over the luminaire
- ◆ **120,000 maintenance free hours** at 25°C (L70)



**LED SOLUTIONS**

For Harsh & Hazardous Locations



Product design and specifications are subject to change without notice. Please check the Chalmat website for latest specifications. [www.chalmat.com](http://www.chalmat.com)

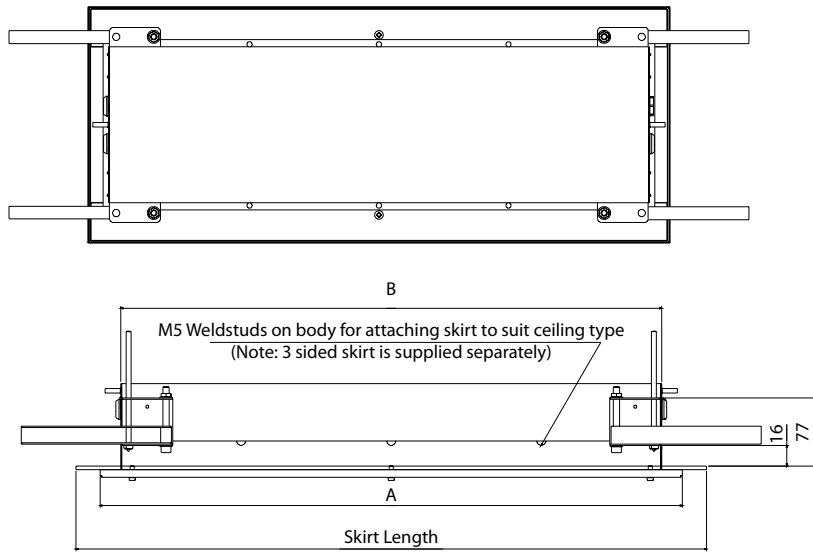


MADE IN BRITAIN

Std. Cat No.	Delivered Output	Power Consumption	TClass	T°C (Dust)	Ambient °C	Weight
<b>ACLE/02L/LE</b>	2054 lm	30W	T4	95	-20 to +45	9.5kg
<b>ACLE/04L/LE</b>	3987 lm	60W	T4	95	-20 to +45	16.5kg
<b>ACLE/02L/LE/EM</b>	2054 lm	32W	T4	95	-20 to +45	12.5kg
<b>ACLE/04L/LE/EM</b>	3987 lm	64W	T4	95	-20 to +45	19.5kg

Options - Suffix to Catalogue No.

<b>/PC</b>	Solid plank ceiling (Painted frame colour RAL 9016G)	<b>/120</b>	Specific voltage (110-130V)
<b>/3P</b>	3 phase termination facility (not available if through wiring required)	<b>/SSCS</b>	Brushed stainless steel cover (M300 ceiling only)
<b>/EL</b>	Extra live termination facility (compatible with 4 core switched emergency circuits)	<b>/SSC</b>	Brushed stainless steel cover (Solid plank ceiling only)
<b>/25</b>	25mm cable entries	<b>/3H</b>	3 hour battery duration (15% output)
<b>/SC</b>	Screwed connection terminal block (up to 6mm <sup>2</sup> conductors)	<b>/6K</b>	6000K (Cool Daylight) LED Strips
		<b>/GIS</b>	Geartray isolation switch (Gas coding becomes - Ex db eb mb op is q IIC)



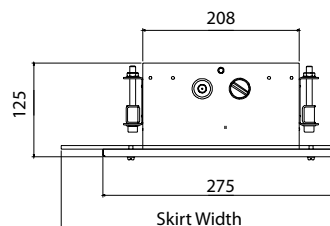
Model	A	B	Skirt Length	Skirt Width	Cut Out Size
02L	750	720	820	309	800(L) x M300 Tile Width
04L	1365	1335	1435	309	1415(L) x M300 Tile Width



Adjust to ensure ceiling integrity



Single screw height adjustment



LED SOLUTIONS

For Harsh & Hazardous Locations





The **Curie Elite** LED is a recessed luminaire designed for use in solid or plank ceiling types.

Widely used in offshore accommodation modules this proven luminaire is now available in LED bringing all the benefits of long life LED technology with replaceable LED strips and driver.

## Mounting Options

- Recessed
- Suspended (drop rods)

International Approvals



## Standard Specification

Curie Elite Ex e LED Recessed Linear

Type of Protection	Ex e mb q (Increased Safety, Encapsulation, Powder filling)
ATEX Classification	Group II Category 2 GD
Area Classification	Zone 1 and 21 areas to EN 60079-10-1 and EN 60079-10-2 with installation to EN 60079-14
Certificate	EC Type Examination Certificate CML16ATEX3335X IECEX Certificate of Conformity IECEX CML16.0108X
Coding	Ex eb mb op is q IIC T4 Gb Ex tb IIIC T95°C Db IP65
Enclosure	White polyester painted zintec body and aluminium frame. Frame colour RAL 9016G with prismatic polycarbonate diffuser
Geartray	Aluminium
Entry	4 x 20mm clearance holes located on top - two each side
Termination	3 core 4mm <sup>2</sup> max conductor with looping and 16A rating through wiring (4 core on emergency)
Installation	Side brackets with adjustable arms (solid ceilings) with provision for drop rod mounting
Control Gear	Electronic Driver
Colour Temperature (CCT)	4000K (Neutral White)
Maintenance	Via front cover, secured by stainless steel fasteners
Battery	Internal Ni-Cd (6V) (Emergency version only)
Emergency Duration	90 mins (30% output)
Ingress Protection	IP65 to EN 60529
Surge Protection	4kV
Electrical Supply	220-254V AC, 50/60Hz

## Features

- ◆ **Fully maintainable** with replaceable LED strips and driver
- ◆ **Quick release** mains terminal
- ◆ **Resistant** to voltage fluctuations
- ◆ Highly **Energy Efficient**
- ◆ **B15 SOLAS fire rating**  
- appropriate insulation is required over the luminaire
- ◆ **120,000** maintenance free hours at 25°C (L70)

Chalmit®

**LED SOLUTIONS**

For Harsh & Hazardous Locations



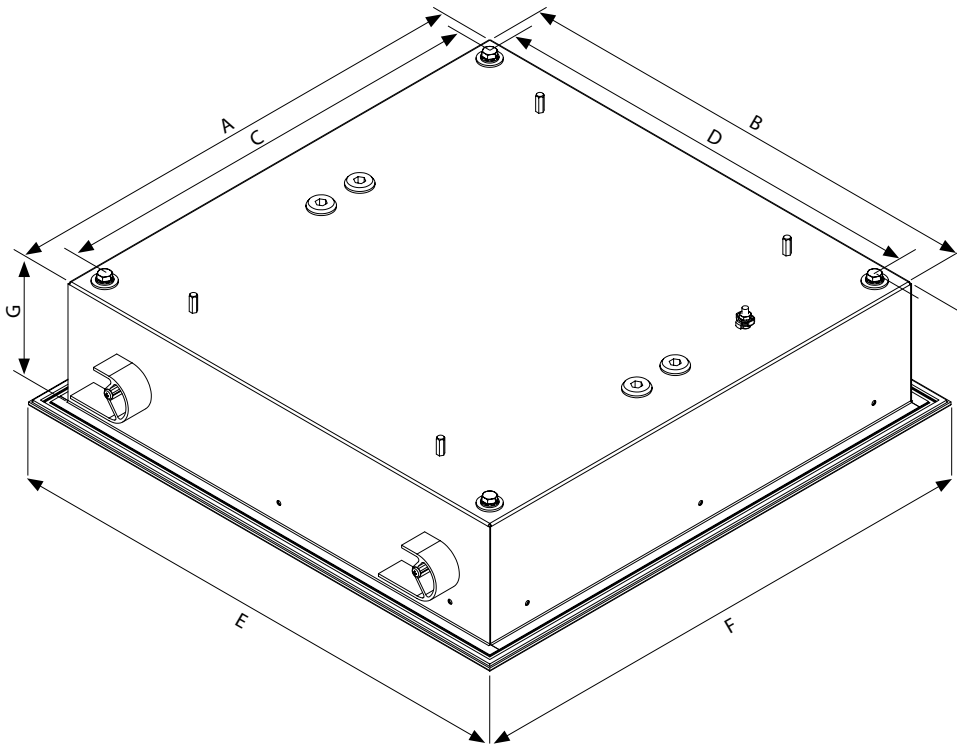
Product design and specifications are subject to change without notice. Please check the Chalmit website for latest specifications. [www.chalmit.com](http://www.chalmit.com)

Std. Cat No.	Delivered Output	Power Consumption	TClass	T°C (Dust)	Ambient °C*	Weight
<b>CUEE/03L/LE</b>	3407 lm	60W	T4	95	-20 to +45	16.0kg
<b>CUEE/03L/LE/EM</b>	3407 lm	64W	T4	95	-20 to +45	18.0kg

\*Insulated ambient range

Options - Suffix to Catalogue No.

<b>/EL</b>	Extra live termination facility (compatible with 4 core switched emergency circuits)	<b>/GIS</b>	Geartray isolation switch (Gas coding becomes - Ex db eb mb op is q IIC)
<b>/25</b>	25mm cable entries	<b>/6K</b>	6000K (Cool Daylight) LED Strips
<b>/SC</b>	Screwed connection terminal block (up to 6mm <sup>2</sup> conductors)	<b>/3H</b>	3 hour battery duration (15% output)
<b>/120</b>	Specific voltage (110-130V)	<b>/MST</b>	Modular - Spring 'T' Ceiling
<b>/SSF</b>	Stainless steel front cover	<b>/MET</b>	Modular - Exposed 'T' Ceiling



	A	B	C	D	E	F	G
<b>/MST</b>	547	547	500	500	599	599	135
<b>/MET</b>	572	572	500	500	624	624	135
<b>STANDARD</b>	572	572	500	500	644	644	135



MADE IN BRITAIN



**LED SOLUTIONS**

For Harsh & Hazardous Locations





The **Lomond** is a rugged, flameproof LED luminaire. It features an integrated mounting channel for universal installation. The aluminium and glass construction make the Lomond highly resistant to aggressive chemical agents.

This luminaire is suitable for installation in gas group IIC, making it a universal LED solution.

## Mounting Options

- Ceiling
- Wall
- Suspended
- Pole

International Approvals



## Standard Specification

Lomond Ex d LED Linear

Type of Protection	Ex d (Flameproof) Ex d e (Flameproof, Increased Safety) (Emergency only)
ATEX Classification	Group II Category 2 GD
Area Classification	Zone 1 and Zone 21 areas to EN 60079-10-1 and EN 60079-10-2 with installation to EN 60079-14
Certificate	EC Type Examination Certificate CML16ATEX1020X IECEX Certificate of Conformity IECEX CML16.0016X
Coding	Ex db op is IIC T6 Gb [Standard] Ex db eb mb op is IIC T6 Gb [Emergency] Ex tb IIIC T85°C Db
Enclosure	Aluminium Alloy LM6 and borosilicate glass overtube
Geartray	Painted steel reflector
Entry	2 x M20 cable entries
Termination	3 core 4mm <sup>2</sup> max. conductor with looping and 16A rating through wiring (4 core on Emergency)
Installation	Steel support rail
Control Gear	Electronic Driver
Colour Temperature (CCT)	4000K (Neutral White)
Maintenance	Two socket head screws
Battery	External Ni-Cd (6V) (Emergency only)
Emergency Duration	3 hours (35% output)
Ingress Protection	IP66/67
Surge Protection	4kV
Electrical Supply	220-240V AC, 50/60 Hz

## Features

- ◆ Suitable for **high ambient areas**
- ◆ Highly **Energy Efficient**
- ◆ Cool running **improves T-rating**
- ◆ **IP68** version available



**LED SOLUTIONS**  
For Harsh & Hazardous Locations





Product design and specifications are subject to change without notice. Please check the Chalmit website for latest specifications. [www.chalmit.com](http://www.chalmit.com)



MADE IN BRITAIN

Std. Cat No.	Delivered Output	Power Consumption	TClass	T°C (Dust)	Ambient °C	Weight
<b>LOMD/01L/LE</b>	1314 lm	20W	T6	85	-20 to +55	8.0kg
<b>LOMD/01L/LE/EM</b>	1314 lm	24W	T6	85	-20 to +55	10.5kg

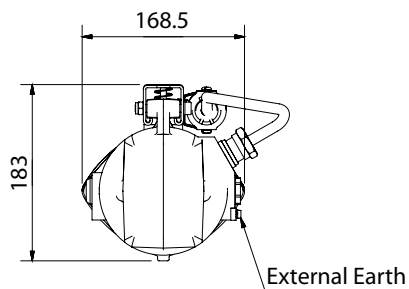
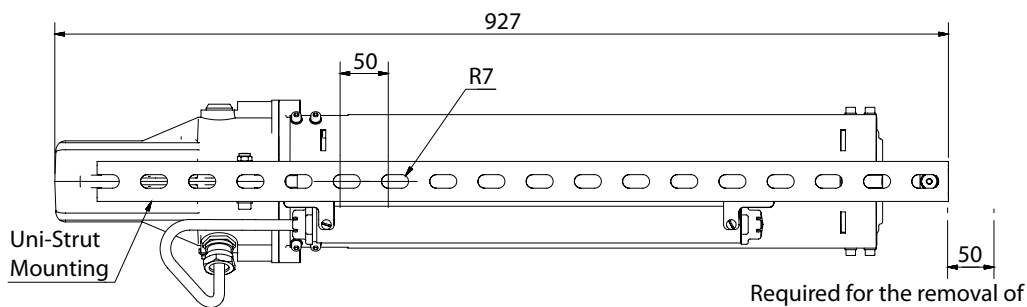
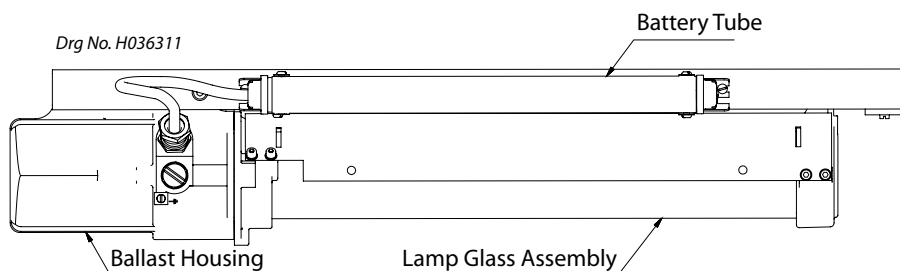
Options - Suffix to Catalogue No.

**/M25** M25 Cable entries

**Accessories**

Accessories should be ordered separately

	Order Code
Ceiling Mounting Bracket Assembly	<b>SLOMD-000001</b>
Wall Mounting Bracket Assembly	<b>SLOMD-000003</b>
Pole Mounting Bracket Assembly (38-42mm)	<b>SPOL4-100007</b>
Pole Mounting Bracket Assembly (48-52mm)	<b>SPOL4-100008</b>
Pole Mounting Bracket Assembly (58-62mm)	<b>SPOL4-100009</b>
S/S Wire Guard	<b>SLOMD-000038</b>



**LED SOLUTIONS**  
For Harsh & Hazardous Locations





The innovative new **238 LED** is an efficient low energy wellglass designed for general purpose low and medium bay illumination. With an instant on output and 80,000 maintenance free hours (L70), it offers significant benefits over the conventional product. The luminaire has a side mounted increased safety terminal chamber eliminating the need for flameproof glands.

The wide ambient temperature range makes the 238 LED suitable for extreme environmental conditions.

### Mounting Options

- Floodlight
- Pendant
- High Bay
- Pole/Column



### Standard Specification

238 Ex d e LED Highbay

Type of Protection	Ex d e (Flameproof, Increased Safety) Ex tb (Dust Protected Enclosure)
ATEX Classification	Group II Category 2 GD
Area Classification	Zone 1 and Zone 21 areas to EN 60079-10-1 and EN 60079-10-2 with installation to EN 60079-14 Gas Groups IIA and IIB
Certificate	EC Type Examination Certificate Baseefa16ATEX0086X IECEX Certificate of Conformity IECEX BAS16.0019X
Coding	Ex db eb op is IIB T5 Gb Ex op is tb IIIC T100°C Db IP6X
Enclosure	Aluminium Alloy LM6 to BS 1490 (AC44100) All fastenings A4 stainless steel Toughened glass dome globe
Entry	2 x M20 cable entries
Termination	3 core 6mm <sup>2</sup> max. conductor with looping
Installation	Flush mounting bracket
Control Gear	Electronic Driver
Colour Temperature (CCT)	5000K
Maintenance	M10 SKT HD Screws
Ingress Protection	IP66 to EN 60529
Surge Protection	6kV
Electrical Supply	110-254V AC 50/60Hz

### Features

- ◆ Installation to **gas groups IIA and IIB**
- ◆ Highly **Energy Efficient**
- ◆ **Instant on** - crisp white light output
- ◆ **80,000** maintenance free hours
- ◆ **Low temperature applications to -40°C**
- ◆ **Ex e** terminal chamber



**LED SOLUTIONS**  
For Harsh & Hazardous Locations



Product design and specifications are subject to change without notice. Please check the Chalmit website for latest specifications. [www.chalmit.com](http://www.chalmit.com)



MADE IN BRITAIN

Std. Cat No.	Delivered Output	Power Consumption	TClass	T°C (Dust)	Ambient °C	Weight
<b>238D/09L/LE</b>	8820 lm	70W	T5	100	-40 to +55	15.0kg

Options - Suffix to Catalogue No.

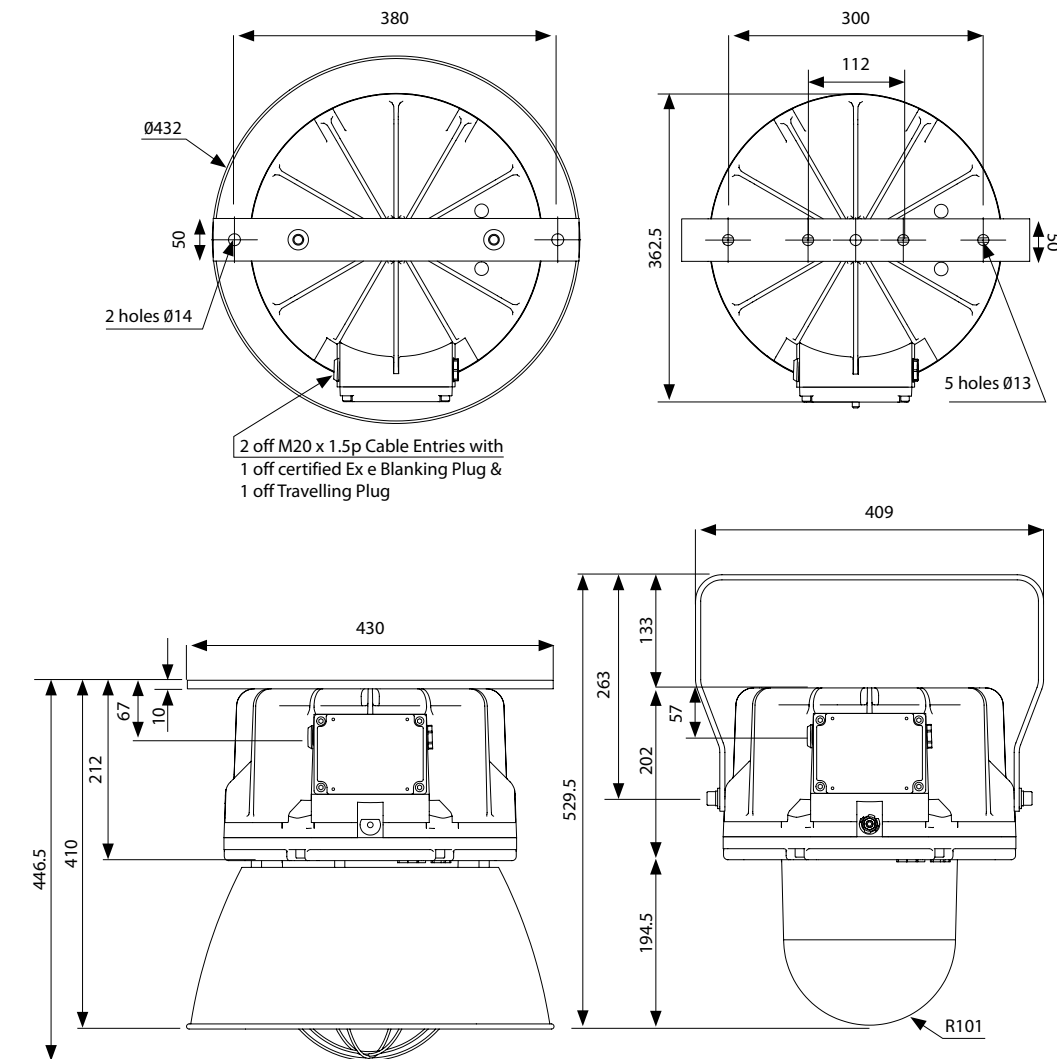
<b>/M25</b>	M25 Cable entries	<b>/S</b>	Stirrup mounting bracket
<b>/P</b>	PTFE coating	<b>/SRG*</b>	Surge Protection (10kV and 20kA)

\*When using additional surge protection, please note that the maximum ambient reduces to +50°C

### Accessories Accessories should be ordered separately

Order Code

Pole Mounting Bracket Assembly - stirrup mounting version only (42-64mm diameter poles)	<b>S2400-0002</b>
Wire Guard	<b>S2381-0012</b>
External reflector	<b>S2380-0001</b>



**LED SOLUTIONS**  
For Harsh & Hazardous Locations





The **Scotia<sub>Ex</sub>** is a low energy luminaire with an instant on output delivering 110,000 maintenance free hours at 25°C.

Its excellent temperature range of -50°C to +55°C makes it a global lighting solution providing high output lighting at extreme temperatures.

## Mounting Options

- Floodlight
- Pendant
- High Bay
- Pole/Column
- Streetlighting

International Approvals



## Standard Specification

Scotia<sub>Ex</sub> Ex d e LED Floodlight

Type of Protection	Ex d e (Flameproof, Increased Safety) Ex tb (Dust Protected Enclosure)
ATEX Classification	Group II Category 2 GD
Area Classification	Zone 1 and Zone 21 areas to EN 60079-10-1 and EN 60079-10-2 with installation to EN 60079-14 (Gas Groups IIA, IIB and H2)
Certificate	EC Type Examination Certificate CML 14ATEX1086X IECEX Certificate of Conformity IECEX CML 14.0034X
Coding	Ex d e IIB (+ H2 option) T* Gb Ex tb IIIC T** °C Db IP6X Refer to table for T rating and Ambient
Enclosure	Aluminium Alloy LM6
Entry	2 x M20 cable entries
Termination	3 core 6mm <sup>2</sup> max. conductor with looping
Installation	Stirrup mounting bracket
Control Gear	Electronic Driver
Colour Temperature (CCT)	5000K (Cool White)
Maintenance	M8 SKT HD Screws
Ingress Protection	IP66
Surge Protection	4kV line to line, 6kV line to earth
Electrical Supply	120-277V AC 50/60Hz 127-250V DC

## Features

- ◆ Instant on crisp white light output
- ◆ Highly **Energy Efficient**
- ◆ **110,000** maintenance free hours at 25°C
- ◆ **Lower power consumption** than HID lamps
- ◆ **Low temperature applications to -50°C**

Chalmit®

**LED SOLUTIONS**

For Harsh & Hazardous Locations



Product design and specifications are subject to change without notice. Please check the Chalmit website for latest specifications. [www.chalmit.com](http://www.chalmit.com)



MADE IN BRITAIN

Std. Cat No.	Delivered Output	Power Consumption	TClass	T°C (Dust)	Ambient °C	Weight
<b>SCOD/07L/LE</b>	6043 lm	90W	T6 T5	85 100	-20 to +40 -20 to +55	21kg
<b>SCOD/08L/LE</b>	8850 lm	105W	T6 T5	85 100	-20 to +40 -20 to +55	21kg
<b>SCOD/11L/LE</b>	11388 lm	110W	T6 T5	85 100	-20 to +40 -20 to +55	21kg
<b>SCOD/12L/LE</b>	12581 lm	125W	T6 T5	85 100	-20 to +40 -20 to +55	21kg

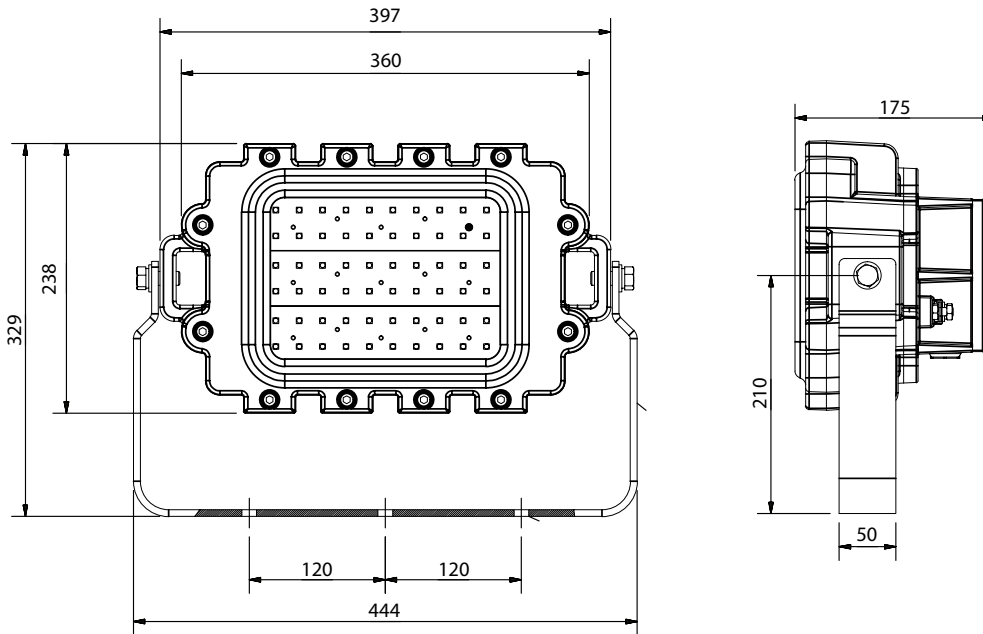
Note: For alternative beam options, please contact Chalmit Internal Sales.

Options - Suffix to Catalogue No.			
<b>/M25</b>	M25 Cable entries	<b>/LT</b>	Low temperature to -50°C (Gas groups IIA and IIB only)
<b>/EP</b>	Painted	<b>/LT/H2</b>	Low temperature to -50°C (Gas groups IIB and H2)*
<b>/ADE</b>	Amber LEDs	<b>/P</b>	PTFE

\*H2 = Hydrogen

**Accessories** *Accessories should be ordered separately*


	Order Code
Wire Guard	<b>SSCO1-0001</b>
Anti Glare Shield	<b>SSCO1-0002</b>
Pole Mounting Bracket Assembly	<b>SEVO4-0001</b>
Swinging Jib Bracket	<b>SSCO1-00009</b>



**LED SOLUTIONS**

For Harsh & Hazardous Locations





The unique characteristics of the **Solas** offers a versatile luminaire with 100% output in emergency mode. Built in marine grade aluminium this robust luminaire is suitable for the harshest of global environments.

Utilising ultra bright LED's the Solas produces a more focused light well suited to illuminating safety critical areas in an emergency situation. A manually operated remote inhibition facility is available on all emergency versions.

With a self contained battery, it can be used for backup emergency lighting in maintained or non-maintained modes.

## Mounting Options

- Floodlight
- Pendant
- High Bay
- Emergency
- Pole/Column



## Standard Specification

Solas Ex d e LED Floodlight

Type of Protection	Ex d e (Flameproof, Increased Safety)
ATEX Classification	Group II Category 2 GD
Area Classification	Zone 1 and Zone 2 areas to EN 60079-10 with installation to EN 60079-14
Certificate	EC Type Examination Certificate Baseefa11 ATEX0090 IECEX Certification of Conformity IECEX BAS11.0047
Coding	Ex d e IIB T5 Gb Ex tb IIIC T100°C Db IP6X
Enclosure	Aluminium alloy LM6 Toughened glass window All fastenings 316 stainless steel
Entry	2x M20 cable entries - Non-emergency: looping for 4mm <sup>2</sup> cable Emergency: single entry only for 4mm <sup>2</sup> cable
Termination	4 core 4mm <sup>2</sup> max.
Installation	Stirrup mounting bracket
Control Gear	Electronic Driver
Colour Temperature (CCT)	4100K (Neutral White)
Maintenance	M10 SKT HD Screws
Battery	Internal Ni-Cd (21.6V) (Emergency only)
Emergency Duration	90 minutes (100% output) Maintained as standard
Ingress Protection	IP66/67 to EN 60529
Surge Protection	4kV
Electrical Supply	220-254V 50/60Hz

## Features

- ◆ **Ex e** terminal chamber
- ◆ No re-lamping required - **over 60,000 hours continuous operation**
- ◆ **Low ambient temperatures**
- ◆ **Non-Maintained** or **Maintained modes**
- ◆ Comparable with **70W HPS floodlight**
- ◆ **Emergency inhibition**
- ◆ Highly **Energy Efficient**

Chalmit

**LED SOLUTIONS**  
For Harsh & Hazardous Locations



Product design and specifications are subject to change without notice. Please check the Chalmite website for latest specifications. [www.chalmite.com](http://www.chalmite.com)



MADE IN BRITAIN

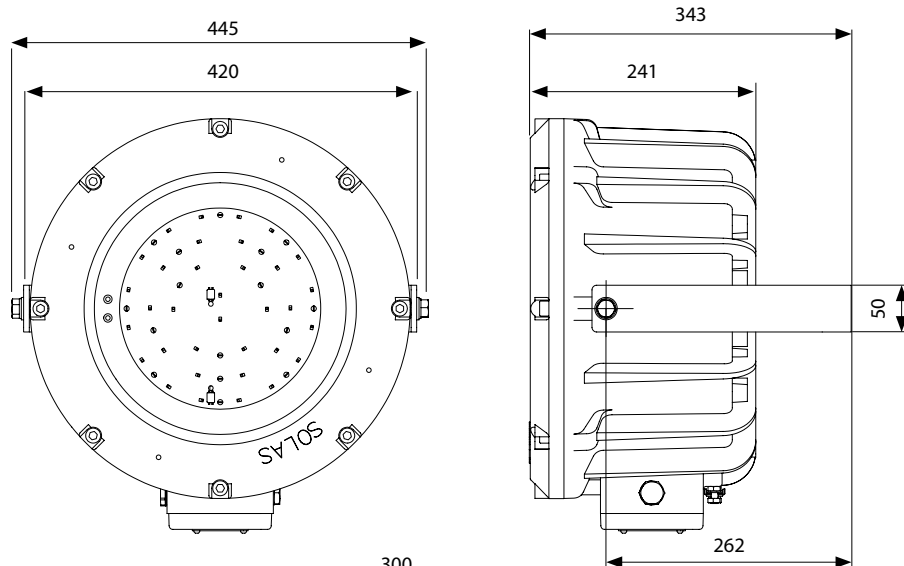
Std. Cat No.	Delivered Output	Power Consumption	TClass	T°C (Dust)	Ambient °C	Weight
<b>SOLD/034/LE</b>	6057 lm	62W	T5	100	-55 to +55	24.0kg
<b>SOLD/034/LE/EM</b>	6057 lm	73W	T5	100	-20 to +45	29.0kg
<b>SOLD/034/LE/EM/NM</b>	6057 lm	11W	T5	100	-20 to +55	29.0kg

Options - Suffix to Catalogue No.			
<b>/M25</b>	M25 Cable entries	<b>/3H</b>	3 hour battery duration (50% output)
<b>/EP</b>	Painted	<b>/SC</b>	Screwed connections
<b>/N</b>	Narrow beam		• Non emergency version: looping for up to 6mm <sup>2</sup> cable
<b>/NM</b>	Non maintained (Emergency)		• Non maintained emergency: single entry only for up to 6mm <sup>2</sup> cable
<b>/LT</b>	Low temperature to -55°C (Emergency)		• Maintained emergency version: screwed connections not available
<b>/120</b>	110-130V Supply		

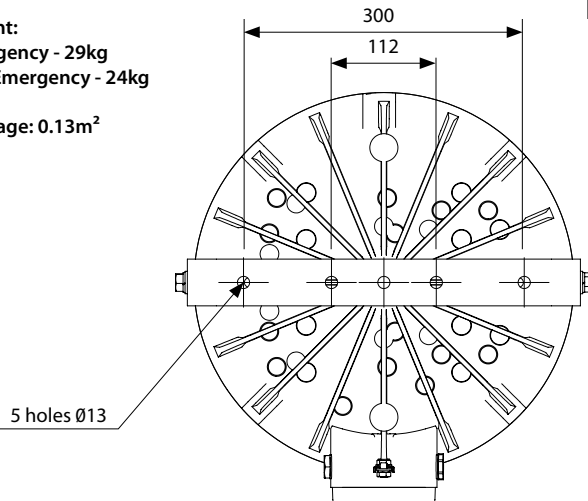
**Accessories** *Accessories should be ordered separately*

	Order Code
Wire Guard	<b>S2610-0005</b>
Pole Mounting Bracket (42-64mm diameter poles)	<b>S2400-0002</b>

Remote switches are available upon request, please contact Chalmite® sales.



Weight:  
Emergency - 29kg  
Non Emergency - 24kg  
Windage: 0.13m<sup>2</sup>



**LED SOLUTIONS**

For Harsh & Hazardous Locations





The **HDL106N** is an outstanding luminaire allowing up to six modules interlinked, providing an effective and efficient replacement for conventional high power HID floodlights, up to 400W.

With multiple beam options available, and a wide ambient range, this is a truly universal solution for all Zone 1 applications.

## Mounting Options

- Floodlight
- Pendant
- High Bay
- Pole/Column
- Streetlighting
- Bulkhead

International Approvals



## Standard Specification

HDL106N Ex e LED Floodlight

Type of Protection	Ex e mb (Increased Safety, Encapsulation) Ex t (Dust Protected Enclosure)
ATEX Classification	Group II Category 2 GD
Area Classification	Zone 1 and Zone 21 areas to EN 60079-10-1 and EN 60079-10-2 with installation to EN 60079-14
Certificate	EC Type Examination Certificate Sira 09ATEX5159X IECEX Certificate of Conformity IECEX SIR 09.0064X
Coding	Ex e mb IIC T4/T3 Gb Ex tb IIIC T103°C Db Ta = -20°C to +50°C/+59.5°C
Enclosure	Aluminium Alloy with epoxy powder finish
Entry	2 x M20 cable entries
Termination	3 core 4mm <sup>2</sup> max. conductor with looping
Installation	Stirrup mounting bracket
Control Gear	Electronic Driver
Colour Temperature (CCT)	Refer to Ordering Matrix
Maintenance	M8 Hex Head and M6 SKT Head
Ingress Protection	IP66/67
Surge Protection	4kV line to line, 6kV line to earth
Electrical Supply	Refer to Ordering Matrix

## Features

- ◆ Instant on crisp white light output
- ◆ Highly **Energy Efficient**
- ◆ **80,000 maintenance free hours at 25°C**
- ◆ **Lower power consumption** than HID lamps
- ◆ **Modular design** allowing up to six interlinked luminaires, each providing a delivered output > 5000lm
- ◆ **Lightweight** (6kg per module) lighting solution

HADAR LIGHTING

Chalmit®

LED SOLUTIONS

For Harsh & Hazardous Locations





Product design and specifications are subject to change without notice. Please check the Chalmit website for latest specifications. [www.chalmit.com](http://www.chalmit.com)

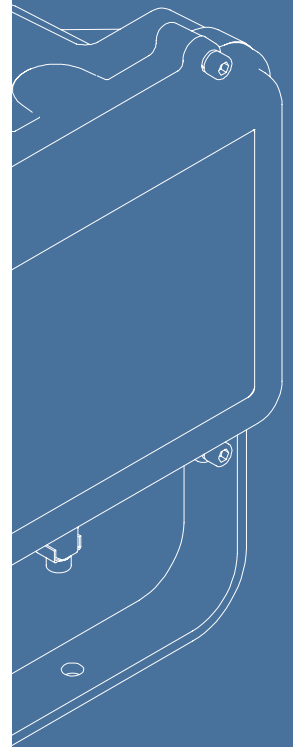
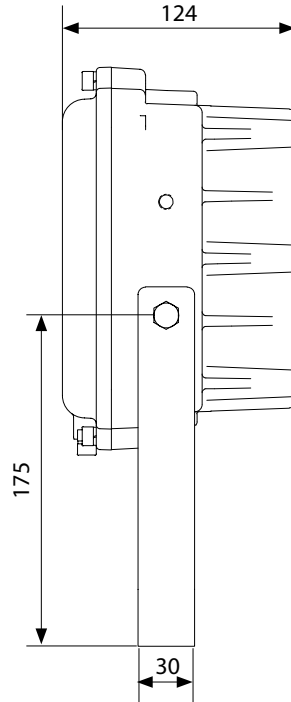
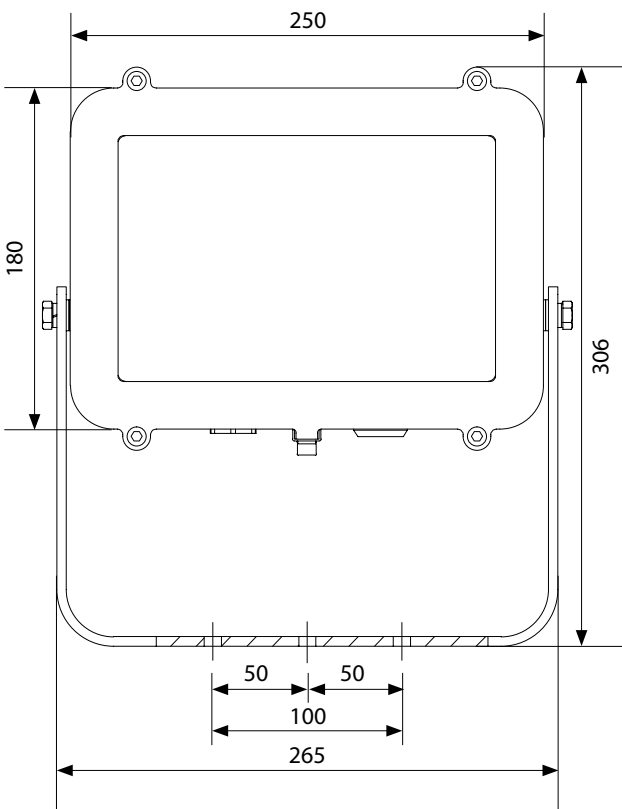


MADE IN BRITAIN

HDL 106N						
Version	Voltage	Beam Pattern	Mount	Light	Cable Entries	Other Options
<ul style="list-style-type: none"> <li>0 – 24 LEDs</li> <li>1 – 48 LEDs</li> <li>2 – 96 LEDs</li> <li>3 – 144 LEDs</li> </ul>	<ul style="list-style-type: none"> <li>H – 100-254V AC</li> <li>L – 18-54V AC/DC*</li> </ul>	<ul style="list-style-type: none"> <li>N – Narrow</li> <li>M – Medium</li> <li>W – Wide</li> <li>X – Extra Wide</li> </ul>	<ul style="list-style-type: none"> <li>H – Horizontal Mount [single unit]</li> <li>V – Vertical Mount [twin/triple unit]</li> <li>C – Ceiling Mount</li> </ul>	<ul style="list-style-type: none"> <li>W – Cool White</li> <li>X – Warm White</li> </ul>	<ul style="list-style-type: none"> <li>0 – M20</li> <li>5 – M25</li> </ul>	<ul style="list-style-type: none"> <li>04 – RAL 7035 (Grey)</li> </ul>

\*Upper ambient becomes +55°C

Typical ordering reference: **HDL106N1HW004**



HADAR LIGHTING



LED SOLUTIONS

For Harsh & Hazardous Locations



ZONE  
1ZONE  
21

# HDL106NE



The **HDL106NE** is a distinctive Emergency luminaire allowing up to six modules interlinked, providing an effective and efficient replacement for conventional high power HID floodlights.

With integral battery backup, allowing for either 90 minutes or 3 hours battery duration, and a variety of beam options available, this is a flexible solution for any Emergency or Escape application.

## Mounting Options

- Floodlight
- Pendant
- High Bay
- Pole/Column
- Streetlighting
- Bulkhead

International Approvals



## Standard Specification

HDL106NE Ex e LED Floodlight

Type of Protection	Ex e mb (Increased Safety, Encapsulation) Ex t (Dust Protected Enclosure)
ATEX Classification	Group II Category 2 GD
Area Classification	Zone 1 and Zone 21 areas to EN 60079-10-1 and EN 60079-10-2 with installation to EN 60079-14
Certificate	EC Type Examination Certificate Sira 09ATEX5159X IECEX Certificate of Conformity IECEX SIR 09.0064X
Coding	Ex e mb IICT4 Gb Ex tb IIIC T103°C Db Ta = -20°C to +50°C
Enclosure	Aluminium Alloy with epoxy powder finish
Entry	2 x M20 cable entries
Termination	3 core 4mm <sup>2</sup> max. conductor with looping
Installation	Stirrup mounting bracket
Control Gear	Electronic Driver
Colour Temperature (CCT)	Refer to Ordering Matrix
Maintenance	M8 Hex Head and M6 SKT Head
Emergency Duration	90mins (100%) or 3hrs (50%)
Ingress Protection	IP66/67
Surge Protection	4kV line to line, 6kV line to earth
Electrical Supply	100-254V AC 50/60Hz

## Features

- ◆ **Instant on** crisp white light output
- ◆ Highly **Energy Efficient**
- ◆ **80,000 maintenance free hours at 25°C**
- ◆ **Lower power consumption** than HID lamps
- ◆ **Modular design** allowing up to six interlinked luminaires, each providing a delivered output > 5000lm
- ◆ **Lightweight** (9kg per module) Emergency lighting solution

**HADAR**  
LIGHTING

**Chalmit**

**LED SOLUTIONS**  
— For Harsh & Hazardous Locations —




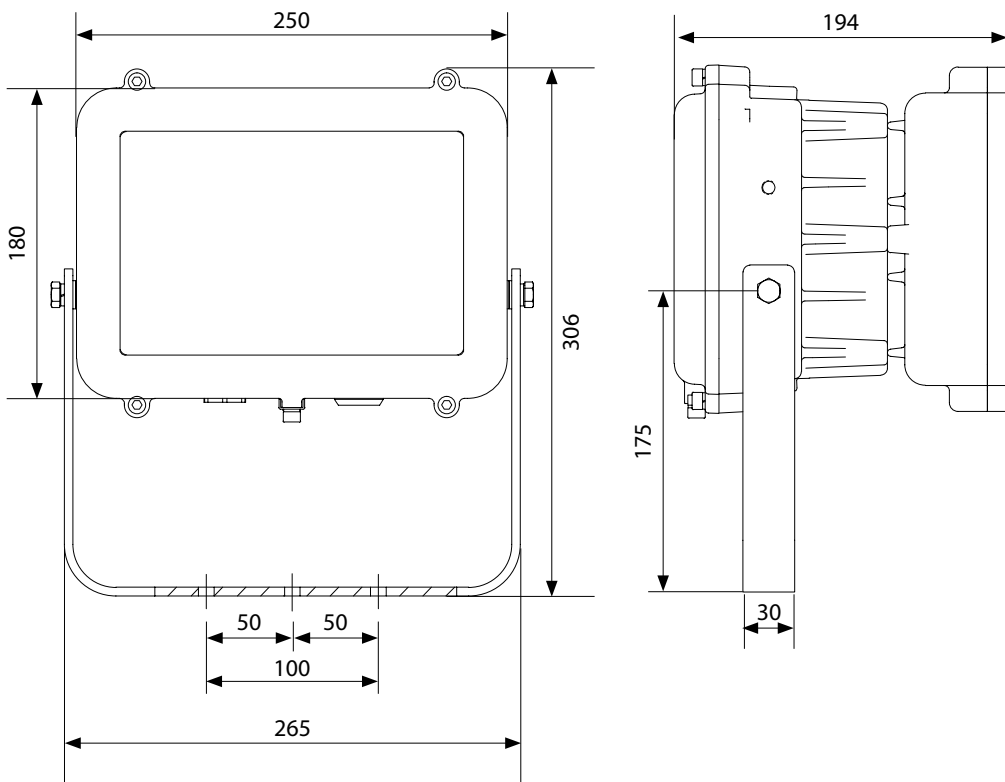
Product design and specifications are subject to change without notice. Please check the Chalmit website for latest specifications. [www.chalmit.com](http://www.chalmit.com)



MADE IN BRITAIN

HDL 106N				
Version	Beam Pattern	Light	Cable Entries	Other Options
<b>E</b> – EM (48 LEDs)	<b>N</b> – Narrow	<b>W</b> – Cool White	<b>0</b> – M20	<b>04</b> – RAL 7035 (Grey)
<b>ES</b> – EM/Std (96 LEDs)	<b>M</b> – Medium	<b>X</b> – Warm White	<b>5</b> – M25	
<b>SES</b> – Std/EM/Std (144 LEDs)	<b>W</b> – Wide			
	<b>X</b> – Extra Wide			

Typical ordering reference: **HDL106NESWX004**



**HADAR** LIGHTING



**LED SOLUTIONS**

For Harsh & Hazardous Locations





The **NexLED** luminaire delivers an instant bright white light. Designed for low profile applications, the bulkhead can be mounted on walls, handrails and ceilings making it ideal for walkways or restricted height areas. Its excellent temperature range of -45°C to +55°C makes it a global lighting solution providing high quality lighting at extreme temperatures. Green LED option is also available.

The **NexLED emergency** option provides emergency battery backup to ensure continued operation in the event of a power outage. Benefits from the same features as the standard NexLED and is also available as a low temperature version for operation down to -45°C.

## Mounting Options

- Ceiling
- Wall
- Recessed
- Pole/Stanchion
- Bulkhead



## Standard Specification

NexLED Ex e LED Bulkhead

Type of Protection	Ex e mb (Increased Safety, Encapsulation)
ATEX Classification	Group II Category 2 GD
Area Classification	Zone 1 and Zone 21 areas to EN 60079-10-1 and EN 60079-10-2 with installation to EN 60079-14
Certificate	EC Type Examination Certificate Baseefa04ATEX0245 IECEx Certificate of Conformity IEC Ex BAS09.0062
Coding	Ex e ib mb IIC T4 Ex e mb IIC Ex e tb IIIC T95°C Db IP6X Ex de IIC T4 (24V version - ATEX only)**
Enclosure	Aluminium LM6 body, RAL-9005 black epoxy polyester paint finish with toughened glass and silicone gasket
Reflector	Brushed aluminium
Entry	3 x M20 cable entries
Termination	3 core 4mm <sup>2</sup> max conductor with looping (4 core on Emergency)
Installation	Surface mounted, 4 mounting holes located outside seal
Control Gear	Electronic Driver
Colour Temperature (CCT)	4100K (Neutral White)
Maintenance	M6 Slotted Screws
Battery	Internal Ni-Cd (4.2V) (Emergency only)
Emergency Duration	801 version = 90 mins, 201 version = 3 hours (100% output)
Ingress Protection	IP66/67 to EN 60529
Surge Protection	4kV
Electrical Supply	110-254V AC/DC 50/60HZ

## Features

- ◆ Installation to gas groups **IIA, IIB and IIC**
- ◆ Highly visible, **instant light**
- ◆ **Easy to install and maintain**
- ◆ **Ultra long life** no re-lamping required
- ◆ Over **60,000 hours\*** continuous operation
- ◆ Very low **power consumption**
- ◆ Highly **Energy Efficient**

\* 60,000 hours expected at 40°C ambient (L70/B10)



**LED SOLUTIONS**  
For Harsh & Hazardous Locations



Product design and specifications are subject to change without notice. Please check the Chalmite website for latest specifications. [www.chalmite.com](http://www.chalmite.com)



MADE IN BRITAIN

Std. Cat No.	Delivered Output	Power Consumption	TClass	T°C (Dust)	Ambient °C	Weight
<b>NELE/201/LE</b>	123 lm	5W	T4	95	-45 to +55	4.0kg
<b>NELE/401/LE/24**</b>	247 lm	8W	T4	95	-45 to +55	4.1kg
<b>NELE/801/LE</b>	464 lm	10W	T4	95	-45 to +55	4.1kg
<b>NELE/201/LE/EM</b>	123 lm	7W	T4	95	-20 to +55	4.7kg
<b>NELE/801/LE/EM</b>	464 lm	12W	T4	95	-20 to +55	4.7kg

Note: \*\* 24V Supply is for ATEX only

Options - Suffix to Catalogue No.

<b>/GDE</b>	Green LED's (should not be used in combination with Exit sign)	<b>/GIS</b>	Geartray isolation switch (Gas coding becomes - Ex d e mb IIC)
<b>/LT</b>	Low temperature to -45° (Emergency)		

Accessories

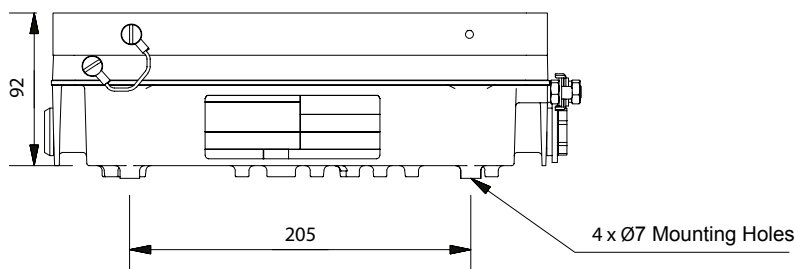
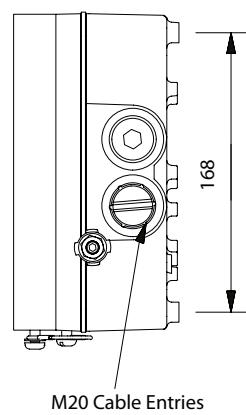
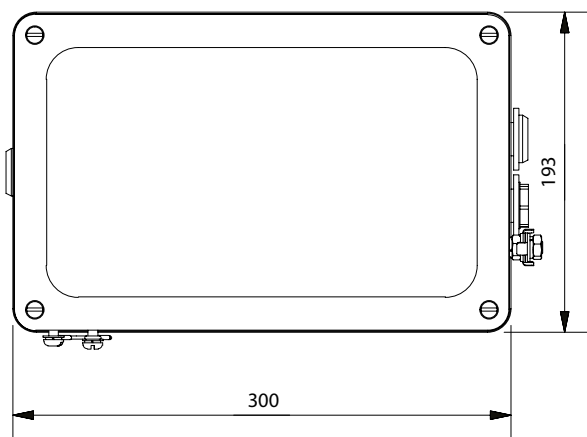
Accessories should be ordered separately

Order Code

Exit sign kit (supplied with up, down, left and right labels\*)

**SNEL1-0008**

\* Other signage options available upon request, please contact Chalmite® sales.



**LED SOLUTIONS**  
For Harsh & Hazardous Locations





The **Nevis LED** delivers an instant bright white light equivalent to a 70W HPS. Designed for low profile applications, the luminaire can be mounted on walls, handrails and ceilings as a wellglass making it ideal for walkways or restricted height areas.

A side mounted increased safety terminal chamber eliminates the need for barrier glands and allows for flush mounting with easy cable access. Its excellent temperature range of -50°C to +55°C makes it a global lighting solution providing high quality lighting at extreme temperatures.

## Mounting Options

- Ceiling
- Wall
- High Bay
- Pole/Stanchion
- Bulkhead
- Wellglass

International Approvals



## Standard Specification

Nevis Ex d e LED Bulkhead

Type of Protection	Ex d e (Flameproof, Increased Safety)
ATEX Classification	Group II Category 2 GD
Area Classification	Zone 1 and Zone 21 areas to EN 60079-10-1 and EN 60079-10-2 with installation to EN 60079-14 Gas Groups IIA and IIB
Certificate	EC Type Examination Certificate Baseefa08ATEX0178 IECEX Certificate of Conformity IECEX BAS08.0054
Coding	Ex d e IIB T6 Ex tD A21 T80°C IP6X
Enclosure	Aluminium alloy LM6 to BS 1490 (AC44100) All fastenings A4 stainless steel Toughened glass dome cover
Entry	2x M20 cable entries
Termination	3 core 6mm <sup>2</sup> max. conductor with looping
Installation	Flush mounting bracket
Control Gear	Electronic Driver
Colour Temperature (CCT)	5650K (Cool White)
Maintenance	Access via hinged front glass cover assembly
Ingress Protection	IP66 to EN 60529
Surge Protection	4kV
Electrical Supply	100-277V AC 50/60 Hz 110-390V DC

## Features

- ◆ Lower power consumption than HID lamps
- ◆ Installation to gas groups **IIA and IIB**
- ◆ Low temperature applications **to -55°C**
- ◆ **100,000 maintenance free hours** at 25°C (L70)
- ◆ Highly **Energy Efficient**
- ◆ **Compact** construction
- ◆ **IP68** version available

Chalmit®

**LED SOLUTIONS**  
For Harsh & Hazardous Locations



Product design and specifications are subject to change without notice. Please check the Chalmite website for latest specifications. [www.chalmite.com](http://www.chalmite.com)

Std. Cat No.	Delivered Output	Power Consumption	TClass	T°C (Dust)	Ambient °C	Weight
<b>NEVD/052/LE</b>	4058 lm	48W	T6	80	-55 to +55	12.5kg

Options - Suffix to Catalogue No.

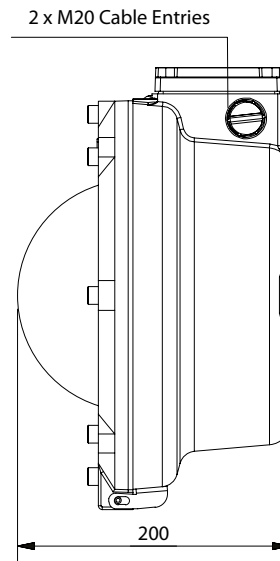
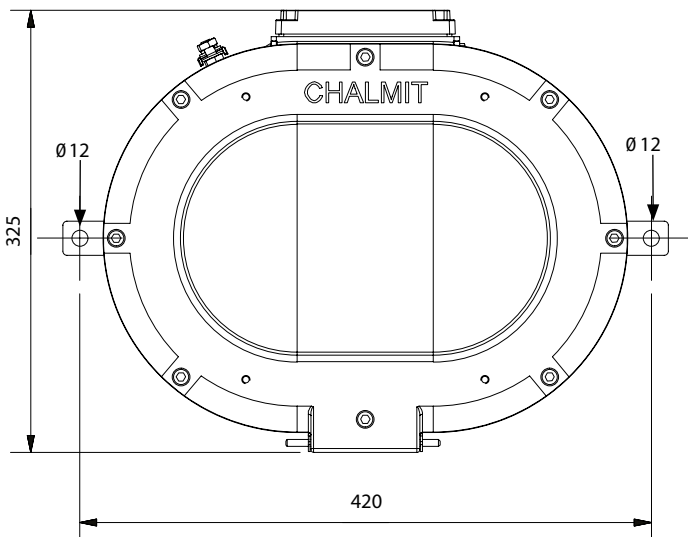
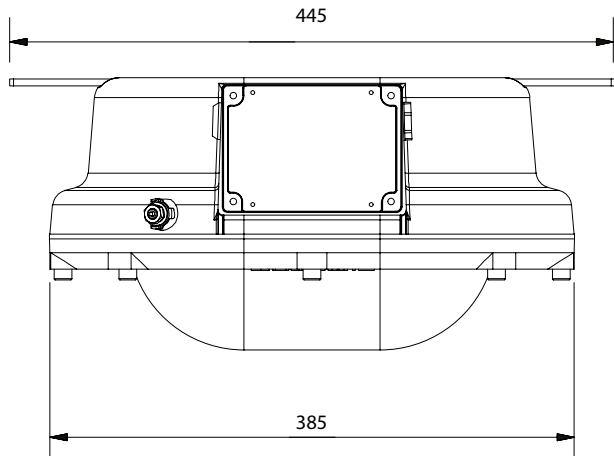
<b>/M25</b>	M25 Cable entries	<b>/P</b>	PTFE coating
<b>/SP</b>	IP68 version (1m for 24 hours*) (single entry without looping)	<b>/3-4NPT</b>	¾" NPT entries
<b>/EP</b>	Painted		



MADE IN BRITAIN

**Accessories** *Accessories should be ordered separately*

	Order Code
Pole mounting bracket assembly (38-50mm diameter poles)	<b>SNEV1-0001</b>
Wire Guard	<b>SNEV1-0002</b>
Hand rail mounting bracket assembly	<b>SNEV4-0003</b>



**LED SOLUTIONS**

For Harsh & Hazardous Locations



# STERLING II



## Mounting Options

- Ceiling
- Wall
- Suspended
- Pole

The **Sterling II** LED is a high quality, cost effective luminaire, with significant power savings over the conventional equivalent.

Its lightweight and slimline construction make it simple to install and maintain. The luminaire also features high frequency electronic control gear, with 3hr battery back up.

## Standard Specification

Sterling II Ex n LED Linear

Type of Protection	Ex nA (Non-sparking)
ATEX Classification	Group II Category 3 GD
Area Classification	Zone 2 and Zone 22 areas to EN 60079-0 and EN 60079-15 with installation to EN 60079-31
Certificate	EC Type Examination Certificate CML16ATEX4101X IECEX Certificate of Conformity IECEX CML16.0044X
Coding	Ex nA IIC T6 Gc Ex tc IIIC T66°C Dc IP65
Enclosure	GRP with prismatic polycarbonate diffuser and stainless steel retaining clips
Geartray	Aluminium
Entry	2 x 20mm diameter clearance holes
Termination	4 core 4mm <sup>2</sup> max conductor with looping and through wiring 16A rating
Installation	Two clearance holes for M8 fasteners located on rear of body, sealing washers provided
Control Gear	Electronic Driver
Colour Temperature (CCT)	4000K (Neutral White)
Maintenance	Access via diffuser secured by quick release stainless steel clips
Battery	Internal Ni-Cd (6V) (Emergency version only)
Emergency Duration	3 Hours
Ingress Protection	IP65 to EN 60529
Surge Protection	2kV
Electrical Supply	220-240V AC, 50/60Hz

International Approvals



Chalmit®

**LED SOLUTIONS**  
For Harsh & Hazardous Locations



## Features

- ◆ Highly **Energy Efficient**
- ◆ Lightweight and **slimline construction**
- ◆ **80,000** maintenance free hours at 25°C (L70)



Std. Cat No.	Delivered Output	Power Consumption	TClass	T°C (Dust)	Ambient °C	Weight
<b>ST2N/03L/LE</b>	2959 lm	27W	T6	66	-20 to +45	2.8kg
<b>ST2N/06L/LE</b>	6235 lm	53W	T6	66	-20 to +45	5.0kg
<b>ST2N/09L/LE</b>	9385 lm	76W	T6	66	-20 to +45	5.2kg
<b>ST2N/03L/LE/EM</b>	2959 lm	29W	T6	66	-20 to +45	3.0kg
<b>ST2N/06L/LE/EM</b>	6235 lm	55W	T6	66	-20 to +45	5.5kg
<b>ST2N/09L/LE/EM</b>	9385 lm	78W	T6	66	-20 to +45	5.7kg

Options - Suffix to Catalogue No.

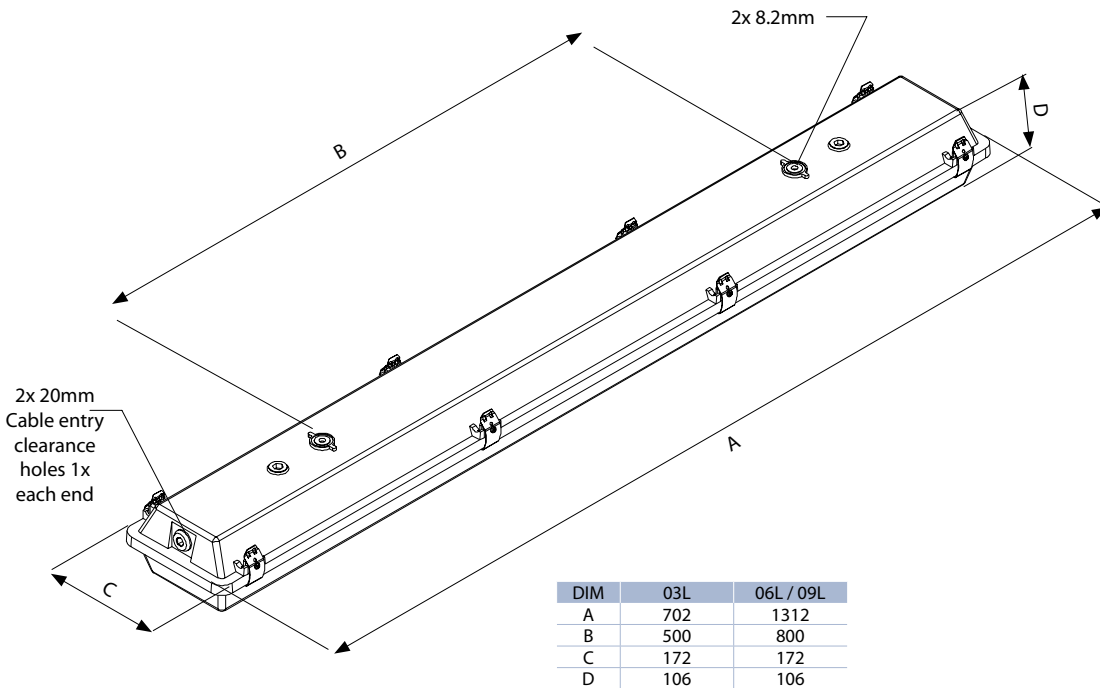
<b>/OD</b>	Opaque polycarbonate diffuser	<b>/SRG</b>	Surge Protection (20kA and 10kV)
------------	-------------------------------	-------------	----------------------------------

**Accessories** *Accessories should be ordered separately*

	Order Code
Pole mounting bracket assembly (38/42 diameter poles)	<b>SPOL4-100004</b>
Pole mounting bracket assembly (48/52 diameter poles)	<b>SPOL4-100005</b>
Pole mounting bracket assembly (58/62 diameter poles)	<b>SPOL4-100006</b>
Hook type ceiling bracket assembly	<b>S3004-100003</b>
Ceiling bracket assembly	<b>S3004-100001</b>
Flush wall mounting bracket assembly (30° luminaire rotation)	<b>S3004-100004</b>
18W wall mounting outreach bracket (use with SPOL4-100004)	<b>NPRO4-0008</b>
36W wall mounting outreach bracket (use with SPOL4-100004)	<b>NPRO4-0012</b>



MADE IN BRITAIN



**LED SOLUTIONS**

For Harsh & Hazardous Locations



# ECLIPSE II



The **Eclipse II** LED has been designed to make installation quick and simple. The lamp and gear chambers are separated for easy maintenance and require no special cable glands.

The luminaire also features a swing barrel nut system. This allows prior installation and wiring of the mounting base without the need to support the body and lamps. This unique design saves on both time and labour costs.

## Mounting Options

- Floodlight
- Pendant
- Pole/Column
- Medium Bay
- Low Bay



## Standard Specification

Eclipse II Ex n LED Highbay

Type of Protection	Ex nA (Non Sparking) Ex tc (Dust Protected Enclosure)
ATEX Classification	Group II Category 3 GD
Area Classification	Zone 2 and Zone 22 areas to EN 60079-10-1 and EN 60079-10-2 with installation to EN60079-14
Certificate	EC Type Examination Certificates BAS04 ATEX 0393X IECEx Certificate of Conformity IECEx BAS 05.0053X
Coding	Ex nA IIC Gc Ex tc IIIC Dc Refer to table for T Rating and Ambient
Enclosure	Painted aluminium body with glass globe
Entry	Up to 4 x M20 cable entries
Termination	3 core 6mm <sup>2</sup> max. conductor with looping
Installation	Surface mounted
Control Gear	Electronic Driver
Colour Temperature (CCT)	5000K (Cool White)
Maintenance	Barrel nut fastener
Ingress Protection	IP66
Surge Protection	4kV line to line, 6kV line to earth
Electrical Supply	120-254V AC 50/60Hz

## Features

- ◆ **Instant on** crisp white light output
- ◆ Highly **Energy Efficient**
- ◆ **120,000** maintenance free hours at 25°C
- ◆ **Lower power consumption** than HID lamps
- ◆ **Low temperature applications to -40°C**



**LED SOLUTIONS**  
For Harsh & Hazardous Locations



Std. Cat No.	Delivered Output	Power Consumption	TClass	T°C (Dust)	Ambient °C	Weight
<b>EC2N/06L/LE</b>	5842 lm	55W	T4	90	-40 to +55	11.5kg
<b>EC2N/09L/LE</b>	8525 lm	80W	T4	90	-40 to +55	12.0kg
<b>EC2N/12L/LE*</b>	12220 lm	100W	T4	90	-40 to +55	12.0kg
<b>EC2N/16L/LE</b>	15630 lm	140W	T4	90	-40 to +40	12.0kg

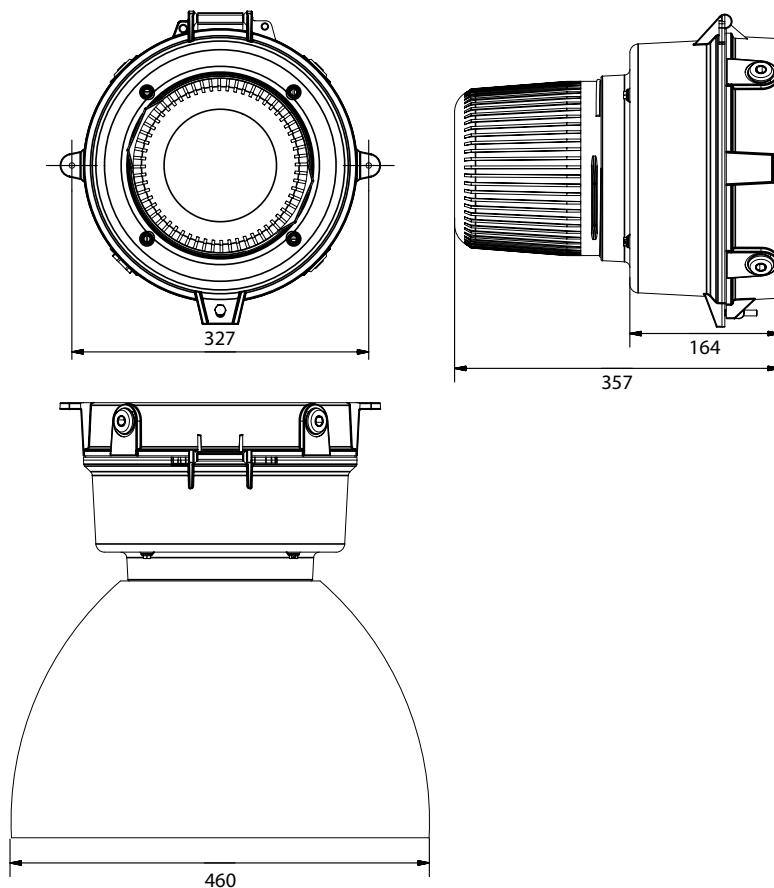
Options - Suffix to Catalogue No.

<b>/M25</b>	M25 Cable entries	<b>/SRG</b>	Surge protection (20kA and 10kV)*
<b>/WM</b>	Wall mounted version	<b>/ST</b>	Stanchion mounted version
<b>/PE</b>	Pendant mounted version	<b>/ER</b>	Sealed spun reflector
<b>/D</b>	Zone 22 dust applications		

\*When using additional surge protection with EC2N/12L/LE please note that the maximum ambient reduces to +40°C.

**Accessories** *Accessories should be ordered separately*

	Order Code
Wire guard for low wattage glass globe	<b>E0850-0042</b>
Wire guard for enclosed reflector	<b>E0850-0043</b>
Dome reflector	<b>SEC20-0001</b>
30° angled reflector	<b>SEC20-0002</b>



Product design and specifications are subject to change without notice. Please check the Chalmite website for latest specifications. [www.chalmite.com](http://www.chalmite.com)



**MADE IN BRITAIN**



**LED SOLUTIONS**

For Harsh & Hazardous Locations





Sleek and highly efficient this reliable compact luminaire delivers a uniform photometric distribution and powerful performance of 130,000 maintenance free hours at 25°C .

Its excellent temperature range of -50°C to +55°C makes it a global lighting solution providing high output lighting at extreme temperatures.

Offering an easily maintainable driver and LED strip, the **Arran** provides all the advantages of an LED luminaire with the benefit of extending its serviceable life.

## Mounting Options

- Floodlight
- Pendant
- Pole/Column
- High Bay



## Standard Specification

Arran Ex n LED Floodlight

Type of Protection	Ex nA (Non Sparking) Ex tb (Dust Protected Enclosure)
ATEX Classification	Group II Category 3 GD Group II Category 2 D
Area Classification	Zone 2 and Zone 22 areas to EN 60079-10-1 and EN 60079-10-2 with installation to EN60079-14
Certificate	EC Type Examination Certificates CML 14ATEX4106 (Zone 2/22) CML 14ATEX3107 (Zone 21) IECEX Certificate of Conformity IECEX CML 14.0044
Coding	Ex nA IIC Gc Ex tc IIIC Dc Ex tb IIIC Db IP6X Refer to table for T Rating and Ambient
Enclosure	Aluminium alloy with epoxy powder finish
Entry	2 x M20 cable entries
Termination	3 core 6mm <sup>2</sup> max. conductor with looping
Installation	Stirrup mounting bracket
Control Gear	Electronic Driver
Colour Temperature (CCT)	5000K (Cool White)
Maintenance	M5 Slotted Screws
Ingress Protection	IP66
Surge Protection	4kV line to line, 6kV line to earth
Electrical Supply	120-277V AC 50/60Hz 127-250V DC

## Features

- ◆ Instant on crisp white light output
- ◆ Highly **Energy Efficient**
- ◆ **130,000** maintenance free hours at 25°C
- ◆ **Lower power consumption** than HID lamps
- ◆ **Low temperature applications to -50°C**



**LED SOLUTIONS**  
For Harsh & Hazardous Locations



Product design and specifications are subject to change without notice. Please check the Chalmit website for latest specifications. [www.chalmit.com](http://www.chalmit.com)



MADE IN BRITAIN

Std. Cat No.	Delivered Output	Power Consumption	TClass	T°C (Dust)	Ambient °C	Weight
<b>ARRN/06L/LE</b>	5885 lm	55W	T6 T5	160	-50 to +40 -50 to +55	13kg
<b>ARRN/10L/LE</b>	10489 lm	74W	T6 T5	160	-50 to +40 -50 to +55	13kg
<b>ARRN/11L/LE</b>	11976 lm	88W	T6 T5	160	-50 to +40 -50 to +55	13kg
<b>ARRN/15L/LE</b>	16880 lm	130W	T6 T5	160	-50 to +40 -50 to +55	13kg

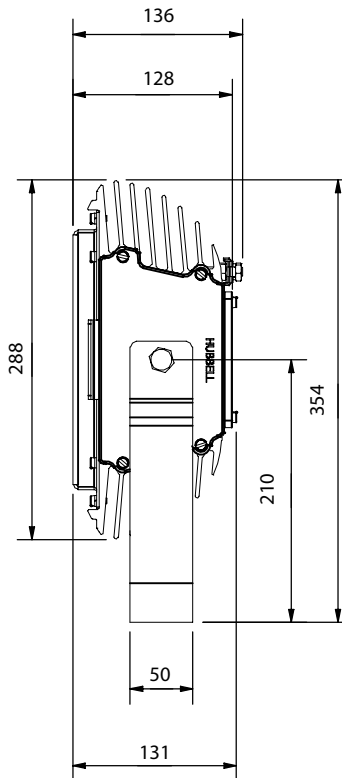
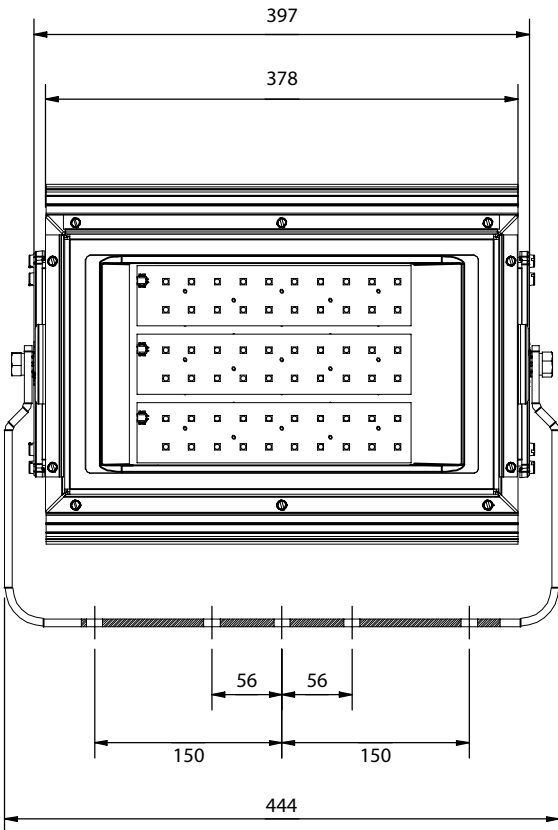
Options - Suffix to Catalogue No.

<b>/M25</b>	M25 Cable entries	<b>/DM</b>	DALI Dimmable Driver (15L T rating reduces to T5 at +40°C)
-------------	-------------------	------------	---

### Accessories

Accessories should be ordered separately

	Order Code
Wire Guard	<b>SARR1-0001</b>
Anti Glare Shield	<b>SARR1-0002</b>
Pole Mounting Bracket Assembly	<b>S2400-0002</b>



**LED SOLUTIONS**

For Harsh & Hazardous Locations





The **Nexxus II** low power LED luminaire is suitable for a wide range of applications and ambient temperatures. With reduced energy consumption when compared to traditional light sources this versatile luminaire is suitable for ceiling, wall and bulkhead mounting.

## Mounting Options

- Ceiling
- Wall
- Bulkhead
- Pole/Column

International Approvals



## Standard Specification

Nexxus II Ex n LED Bulkhead

Type of Protection	Ex nR (Restricted Breathing) Ex tb (Dust Protected Enclosure)
ATEX Classification	Group II Category 3 GD Group II Category 2 D
Area Classification	Zone 2 and Zone 22 areas to EN 60079-10-1 and EN 60079-10-2 with installation to EN60079-14
Certificate	EC Type Examination Certificates Baseefa 11ATEX0031X (Zone 2/22) Baseefa 11ATEX0032X (Zone 21) IECEx Certificate of Conformity IECEx BAS 11.0017X
Coding	Ex nR IIC T6 Gc Ex tc IIIC T70°C Dc IP6X Ex tb IIIC T70°C Db IP6X
Enclosure	Aluminium LM6 body, RAL-9005 black epoxy paint finish with toughened glass and silicone gasket
Reflector	Brushed aluminium
Entry	3 x M20 cable entries
Termination	3 core 6mm <sup>2</sup> max. conductor with looping or through wiring 16A max current rating
Installation	Surface mounted. 4 mounting holes located outside seal.
Control Gear	Electronic Driver
Colour Temperature (CCT)	4100K (Neutral White)
Maintenance	M6 Slotted Screws
Ingress Protection	IP66 to EN 60529
Surge Protection	4kV
Electrical Supply	110 - 254V AC 50/60Hz

## Features

- ◆ High corrosion **resistance**
- ◆ **Through wire or looping** as standard
- ◆ **Prismatic lens**
- ◆ Suitable for **low temperature applications**
- ◆ Very low **power consumption**
- ◆ Highly **Energy Efficient**
- ◆ Suitable for **Zone 21 combustible dust environments**
- ◆ **Equivalent performance** to a 26W CFL
- ◆ Over **60,000** hours\* continuous operation

\*60,000 hours expected at 40°C ambient (L70B10)

Chalmit®

**LED SOLUTIONS**

For Harsh & Hazardous Locations



Product design and specifications are subject to change without notice. Please check the Chalmite website for latest specifications. [www.chalmite.com](http://www.chalmite.com)

Std. Cat No.	Delivered Output	Power Consumption	TClass	T°C (Dust)	Ambient °C	Weight
<b>NE2N/121/LE</b>	1220 lm	19W	T6	70	-45 to +55	5.7kg

**Accessories** *Accessories should be ordered separately*

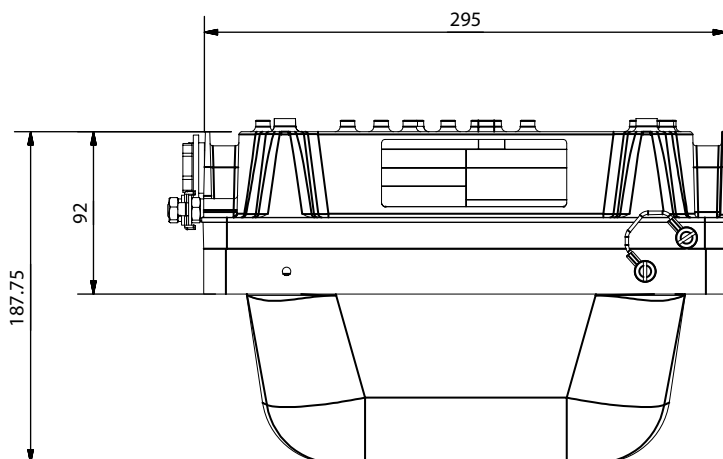
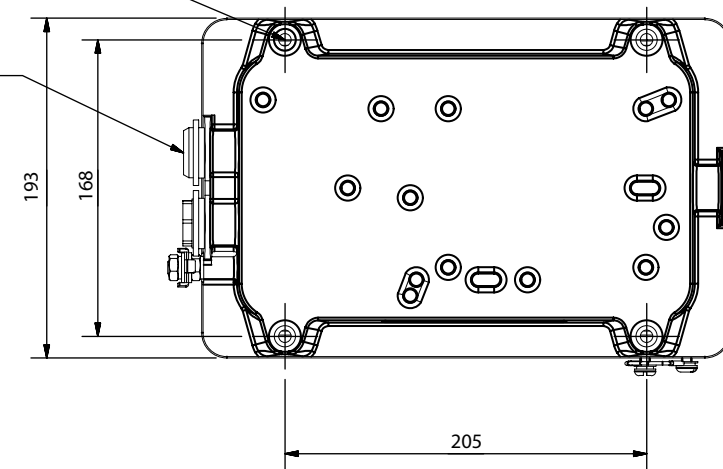
	Order Code
<b>Wire Guard Assembly</b>	<b>SNEX1-0001</b>



MADE IN BRITAIN


4x Ø7 Mounting Holes

3x M20 Cable Entries



**LED SOLUTIONS**  
 For Harsh & Hazardous Locations





The Industrial **Protecta** LED linear delivers to the Industry unparalleled performance and photometry bringing forward all the recognised benefits of the Protecta range; a proven robust enclosure, excellent IP and low maintenance features which are key to heavy industrial and marine environments.

Expected useful life to 70% of the initial lumens (L70) is a market leading 80,000 hours at 25°C and with fully replaceable LED strips and driver we deliver a unique product with effective long term maintenance capability.

The complete geartray assembly which includes the LEDs and driver can be retro-fitted into existing Industrial Protecta fluorescents - bringing the existing enclosure up to date with the very latest technology. The proven track record of the very robust enclosure is not compromised as the complete enclosure remains unchanged.

## Mounting Options

- Pole/Stanchion
- Ceiling
- Wall
- Suspended

International Approvals



## Standard Specification

Protecta LED Linear

Enclosure	GRP body with polycarbonate cover
Geartray	Aluminium
Entry	4 x M20 cable entries - 2 at each end
Termination	3 core 4mm <sup>2</sup> max conductor with looping and 16A rating through wiring
Installation	2 x M8 moulded-in stainless steel bushes located on the rear of the body
Control Gear	Electronic Driver
Colour Temperature (CCT)	4000K (Neutral White)
Maintenance	Quick release diffuser clamp and hinged cover
Battery	Internal Ni-Cd (6V) (Emergency version only)
Emergency Duration	3 Hours (02L version = 30% output, 05L version = 15% output)
Ingress Protection	IP66/67 to EN 60529
Surge Protection	4kV
Electrical Supply	220-240V AC, 50/60Hz

## Features

- ◆ **Simple rugged construction**
- ◆ **Retrofit geartray** available
- ◆ **Battery monitoring** and **automatic self test**
- ◆ **Screwless** mains terminals
- ◆ **80,000 maintenance free hours** at 25°C (L70)
- ◆ **DTS-01** deluge tested
- ◆ Highly **Energy Efficient**



**LED SOLUTIONS**

For Harsh & Hazardous Locations





Product design and specifications are subject to change without notice. Please check the Chalmit website for latest specifications. [www.chalmit.com](http://www.chalmit.com)



MADE IN BRITAIN

Std. Cat No.	Delivered Output	Power Consumption	Ambient °C	Weight
<b>PRGI/02L/LE</b>	1875 lm	20W	-25 to +45	6.3kg
<b>PRGI/05L/LE</b>	4499 lm	42W	-25 to +45	9.8kg
<b>PRGI/02L/LE/EM</b>	1875 lm	24W	-25 to +45	6.5kg
<b>PRGI/05L/LE/EM</b>	4499 lm	47W	-25 to +45	10.0kg

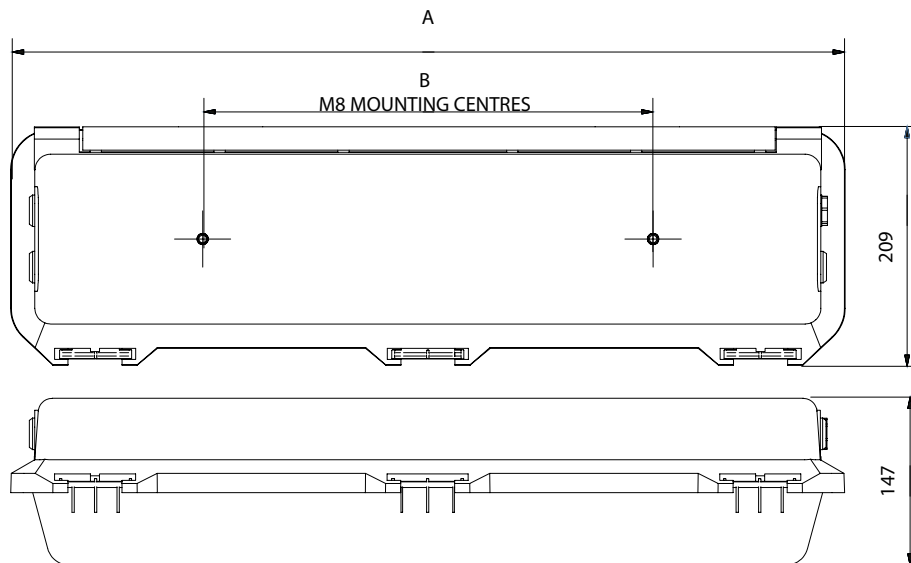
Note: Installed Industrial Protecta fluorescents can be upgraded to LED by ordering a Retrofit Geartray PRRI. Substitute PRRI for PRGI in the above partcodes.

Options - Suffix to Catalogue No.

<b>/M25</b>	M25 cable entries	<b>/I20</b>	Specific voltage (90-305V)
<b>/LBE</b>	Looping both sides	<b>/DM</b>	Digital Dimming (DALI)
<b>/EL</b>	Extra live termination facility (to match emergency circuit)	<b>/SC</b>	Screwed connection terminal block (up to 6mm <sup>2</sup> conductors)
<b>/OD</b>	Opaque polycarbonate diffuser	<b>/3K</b>	3000K (Warm White) LED Strips

**Accessories** *Accessories should be ordered separately*

	Order Code
Pole mounting bracket assembly (38/42 diameter poles)	<b>SPOL4-100001</b>
Pole mounting bracket assembly (48/52 diameter poles)	<b>SPOL4-100002</b>
Pole mounting bracket assembly (58/62 diameter poles)	<b>SPOL4-100003</b>
Hook type ceiling bracket assembly	<b>SPRO4-0005</b>
Flush mounted wall bracket assembly	<b>SPRO4-0006</b>
Ceiling bracket assembly	<b>SPRO4-0002</b>
Wall mounting outreach bracket	<b>NPRO4-0007</b>
Standard 2ft wall mounting outreach bracket (use with SPOL4-100001)	<b>NPRO4-0008</b>
Standard 4ft wall mounting outreach bracket (use with SPOL4-100001)	<b>NPRO4-0012</b>
Eyebolt mounting assembly	<b>SPRO5-0005</b>



DIM	02L	05L
DIM A	742	1352
DIM B	400	700



**LED SOLUTIONS**  
For Harsh & Hazardous Locations





The **Acclaim** is a recessed luminaire designed for use in solid or plank ceiling types.

Widely used in offshore accommodation modules this proven luminaire is now available in LED bringing all the benefits of long life LED technology with replaceable LED strips and driver.

## Mounting Options

- Recessed
- Suspended (drop rods)

International Approvals

CE

## Standard Specification

Acclaim LED Recessed Linear

Enclosure	White polyester painted zintec body and frame. Frame colour RAL 9010. Prismatic diffuser.
Geartray	Aluminium
Entry	4 x 21mm clearance holes (supplied plug)
Termination	Quick release mains terminals - 3 core 4mm <sup>2</sup> max conductor with looping and through wiring facility (4 core on emergency)
Installation	Fixed side brackets with swing out arms, and provision for drop rod mounting
Control Gear	Electronic Driver
Colour Temperature (CCT)	4000K (Neutral White)
Maintenance	Via front cover, secured by pan head screws
Battery	Internal Ni-Cd (6V) (Emergency version only)
Emergency Duration	3 Hours (02L version = 30% output, 04L version = 15% output)
Ingress Protection	IP54 to EN60529
Surge Protection	4kV
Electrical Supply	220-240V 50/60Hz

## Features

- ◆ **Fully maintainable** with replaceable LED strips and driver
- ◆ **Quick release** mains terminal
- ◆ **Resistant** to voltage fluctuations
- ◆ Highly **Energy Efficient**
- ◆ **B15 SOLAS fire rating**  
- appropriate insulation is required over the luminaire
- ◆ **Retrofit geartray available**
- ◆ **Battery Monitoring** and automatic self test
- ◆ **80,000 maintenance free hours @ 25°C (L70)**

Chalmit®

## LED SOLUTIONS

For Harsh & Hazardous Locations



Product design and specifications are subject to change without notice. Please check the Chalmat website for latest specifications. [www.chalmat.com](http://www.chalmat.com)

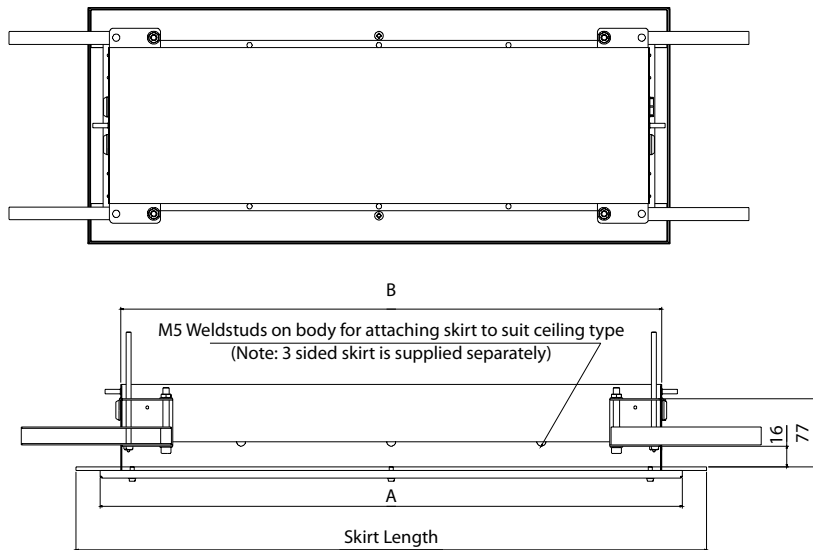


MADE IN BRITAIN

Std. Cat No.	Delivered Output	Power Consumption	Ambient °C	Weight
<b>ACLI/02L/LE</b>	1632 lm	20W	-20 to +45	6.0kg
<b>ACLI/04L/LE</b>	4035 lm	42W	-20 to +45	11.0kg
<b>ACLI/02L/LE/EM</b>	1632 lm	24W	-20 to +45	8.5kg
<b>ACLI/04L/LE/EM</b>	4035lm	47W	-20 to +45	13.5kg

\*Note: Installed Industrial Acclaim fluorescents can be upgraded to LED by ordering a Retrofit Geartray ACRI. Substitute ACRI for ACLI in the above partcodes.

Options - Suffix to Catalogue No.			
<b>/PC</b>	Solid plank ceiling (Painted frame colour RAL 9016G)	<b>/DM</b>	Digital Dimming (DALI)
<b>/SC</b>	Screwed connection terminal block (up to 6mm <sup>2</sup> conductors)	<b>/SSCS</b>	Brushed stainless steel cover (M300 ceiling only)
<b>/EL</b>	Extra live termination facility (compatible with 4 core switched emergency circuits)	<b>/SSC</b>	Brushed stainless steel cover (Solid plank ceiling only)
<b>/25</b>	25mm cable entries	<b>/MF</b>	Mains fuse
<b>/120</b>	Specific voltage (110-130V)	<b>/3K</b>	3000K (Warm White) LED Strips



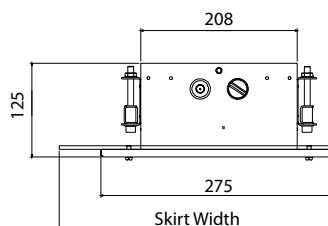
Model	A	B	Skirt Length	Skirt Width	Cut Out Size
02L	750	720	820	309	800(L) x M300 Tile Width
04L	1365	1335	1435	309	1415(L) x M300 Tile Width



Adjust to ensure ceiling integrity



Single screw height adjustment



**LED SOLUTIONS**  
For Harsh & Hazardous Locations



# STERLING II



## Mounting Options

- Ceiling
- Wall
- Suspended
- Pole

International Approvals



The **Sterling II** LED is a high quality, cost effective luminaire, with significant power savings over the conventional equivalent.

Its lightweight and slimline construction make it simple to install and maintain. The luminaire also features high frequency electronic control gear, with optional 3hr battery back up.

## Standard Specification

### Sterling II LED Linear

Enclosure	GRP with prismatic polycarbonate diffuser and stainless steel retaining clips
Geartray	Aluminium
Entry	2 x 20mm diameter clearance holes
Termination	4 core 4mm <sup>2</sup> max conductor with looping and through wiring 16A rating
Installation	Two clearance holes for M8 fasteners located on rear of body, sealing washers provided
Control Gear	Electronic Driver
Colour Temperature (CCT)	4000K (Neutral White)
Maintenance	Access via diffuser secured by quick release stainless steel clips
Battery	Internal Ni-Cd (6V) (Emergency version only)
Emergency Duration	3 Hours
Ingress Protection	IP65 to EN 60529
Surge Protection	2kV
Electrical Supply	220-240V AC, 50/60Hz

Chalmit®

## LED SOLUTIONS

For Harsh & Hazardous Locations



## Features

- ◆ Highly **Energy Efficient**
- ◆ Lightweight and **slimline construction**
- ◆ **80,000** maintenance free hours at 25°C (L70)

Product design and specifications are subject to change without notice. Please check the Chalmite website for latest specifications. [www.chalmite.com](http://www.chalmite.com)



MADE IN BRITAIN

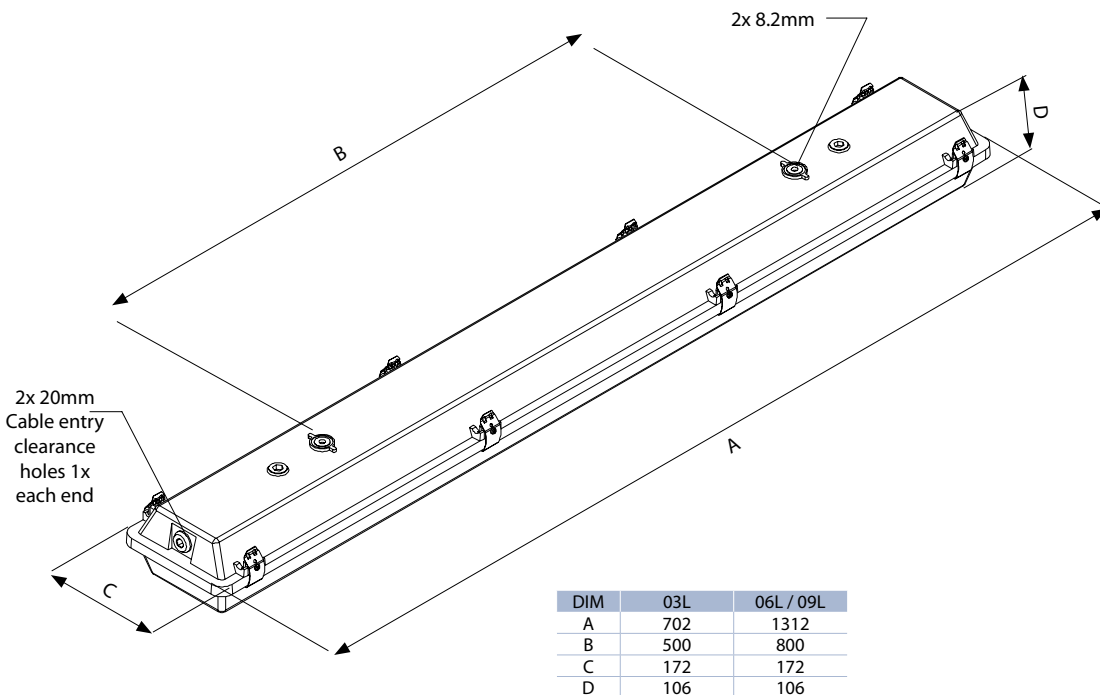
Std. Cat No.	Delivered Output	Power Consumption	Ambient °C	Weight
<b>ST21/03L/LE</b>	2959 lm	27W	-20 to +45	2.8kg
<b>ST21/06L/LE</b>	6235 lm	53W	-20 to +45	5.0kg
<b>ST21/09L/LE</b>	9385 lm	76W	-20 to +45	5.2kg
<b>ST21/03L/LE/EM</b>	2959 lm	29W	-20 to +45	3.0kg
<b>ST21/06L/LE/EM</b>	6235 lm	55W	-20 to +45	5.5kg
<b>ST21/09L/LE/EM</b>	9385 lm	78W	-20 to +45	5.7kg

Options - Suffix to Catalogue No.

<b>/OD</b>	Opaque polycarbonate diffuser	<b>/SRG</b>	Surge Protection (20kA and 10kV)
<b>/HT</b>	High temperature version to +55°C <i>(note that lumen output will reduce)</i>		

**Accessories** *Accessories should be ordered separately*

	Order Code
Pole mounting bracket assembly (38/42 diameter poles)	<b>SPOL4-100004</b>
Pole mounting bracket assembly (48/52 diameter poles)	<b>SPOL4-100005</b>
Pole mounting bracket assembly (58/62 diameter poles)	<b>SPOL4-100006</b>
Hook type ceiling bracket assembly	<b>S3004-100003</b>
Ceiling bracket assembly	<b>S3004-100001</b>
Flush wall mounting bracket assembly (30° luminaire rotation)	<b>S3004-100004</b>
18W wall mounting outreach bracket (use with SPOL4-100004)	<b>NPRO4-0008</b>
36W wall mounting outreach bracket (use with SPOL4-100004)	<b>NPRO4-0012</b>



**LED SOLUTIONS**  
For Harsh & Hazardous Locations





The **Curie** is a recessed LED luminaire designed for use in solid or modular ceiling types.

Widely used in offshore accommodation modules this proven luminaire is now available in LED bringing all the benefits of long life LED technology with replaceable LED strips and driver.

## Mounting Options

- Recessed
- Suspended (drop rods)

International Approvals

CE

## Standard Specification

Curie LED Recessed Linear

Enclosure	White polyester painted zintec body and frame. Frame colour RAL 9016G. Prismatic diffuser.
Geartray	Aluminium
Entry	4 x 20mm clearance holes - two at side, two at top
Termination	3 core 4mm <sup>2</sup> max conductor with looping and 16A through wiring facility (4 core on emergency)
Installation	Side brackets with adjustable arms (solid ceilings) with provision for drop rod mounting
Control Gear	Electronic Driver
Colour Temperature (CCT)	4000K (Neutral White)
Maintenance	Via front cover, secured by pan head screws
Battery	Internal Ni-Cd (6V) (Emergency version only)
Emergency Duration	3 Hours
Ingress Protection	IP44 to EN60529 (front cover only)
Surge Protection	2kV
Electrical Supply	220-240V 50/60Hz

Chalmit®

# LED SOLUTIONS

For Harsh &amp; Hazardous Locations



## Features

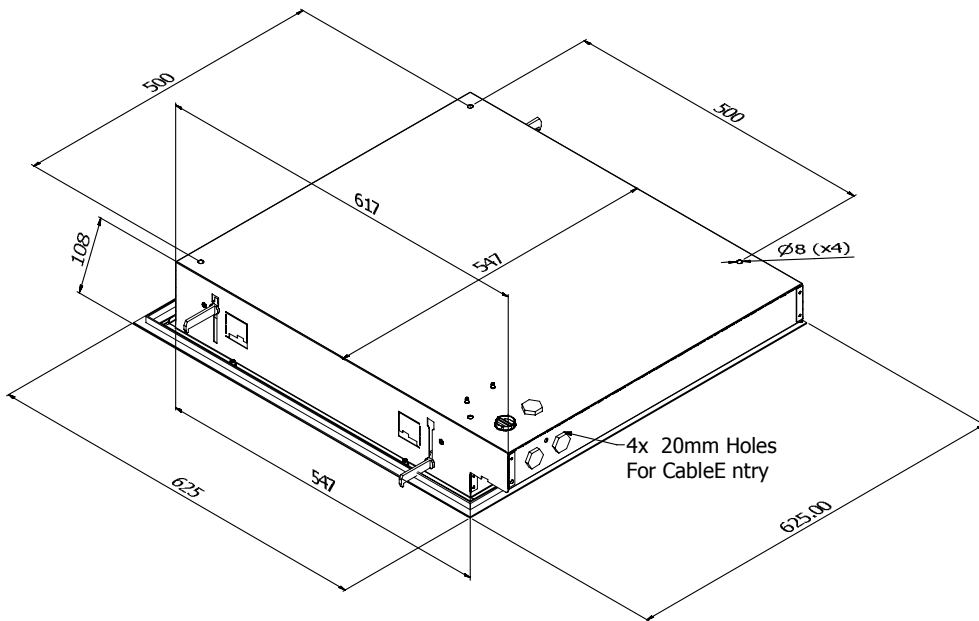
- ◆ **Fully maintainable** with replaceable LED strips and driver
- ◆ Highly **Energy Efficient**
- ◆ **B15 SOLAS fire rating**  
- appropriate insulation is required over the luminaire
- ◆ **Battery Monitoring** and automatic self test
- ◆ **80,000 maintenance free hours @ 25°C (L70)**

Product design and specifications are subject to change without notice. Please check the Chalmit website for latest specifications. [www.chalmit.com](http://www.chalmit.com)

Std. Cat No.	Delivered Output	Power Consumption	Ambient °C*	Weight
<b>CURI/03L/LE</b>	3107 lm	40W	-20 to +45	7.5kg
<b>CURI/04L/LE</b>	3950 lm	52W	-20 to +45	7.5kg
<b>CURI/03L/LE/EM</b>	3107 lm	42W	-20 to +40	8.0kg
<b>CURI/04L/LE/EM</b>	3950 lm	54W	-20 to +40	8.0kg

\*Insulated ambient range

Options - Suffix to Catalogue No.			
<b>/25</b>	25mm cable entries	<b>/DM</b>	DALI Dimmable Driver
<b>/SC</b>	Screwed connection terminal block (up to 6mm <sup>2</sup> conductors)	<b>/MES</b>	Modular - (Spring 'T' or Exposed 'T' ceiling types)
<b>/3K</b>	3000K (Warm White) LED Strips	<b>/SSC</b>	Stainless Steel Covers



MADE IN BRITAIN



**LED SOLUTIONS**

For Harsh & Hazardous Locations



# ECLIPSE II



The **Eclipse II** LED has been designed to make installation quick and simple. The lamp and gear chambers are separated for easy maintenance and require no special cable glands.

The luminaire also features a swing barrel nut system. This allows prior installation and wiring of the mounting base without the need to support the body and lamps. This unique design saves on both time and labour costs.

## Mounting Options

- Floodlight
- Pendant
- Pole/Column
- Medium Bay
- Low Bay

International Approvals



## Standard Specification

Eclipse II LED Highbay

Enclosure	Painted aluminium body with glass globe
Entry	Up to 4 x M20 cable entries
Termination	3 core 6mm <sup>2</sup> max. conductor with looping
Installation	Surface mounted
Control Gear	Electronic Driver
Colour Temperature (CCT)	5000K (Cool White)
Maintenance	Barrel nut fastener
Ingress Protection	IP66
Surge Protection	4kV line to line, 6kV line to earth
Electrical Supply	120-254V AC 50/60Hz

Chalmit®

## LED SOLUTIONS

For Harsh & Hazardous Locations



## Features

- ◆ Instant on crisp white light output
- ◆ Highly **Energy Efficient**
- ◆ **120,000** maintenance free hours at 25°C
- ◆ **Lower power consumption** than HID lamps
- ◆ **Low temperature applications to -40°C**



Product design and specifications are subject to change without notice. Please check the Chalmite website for latest specifications.  
www.chalmite.com



MADE IN BRITAIN

Std. Cat No.	Delivered Output	Power Consumption	Ambient °C	Weight
<b>EC2I/06L/LE</b>	5842 lm	55W	-40 to +55	11.5kg
<b>EC2I/09L/LE</b>	8525 lm	80W	-40 to +55	12.0kg
<b>EC2I/12L/LE*</b>	12220 lm	100W	-40 to +55	12.0kg
<b>EC2I/16L/LE</b>	15630 lm	140W	-40 to +40	12.0kg

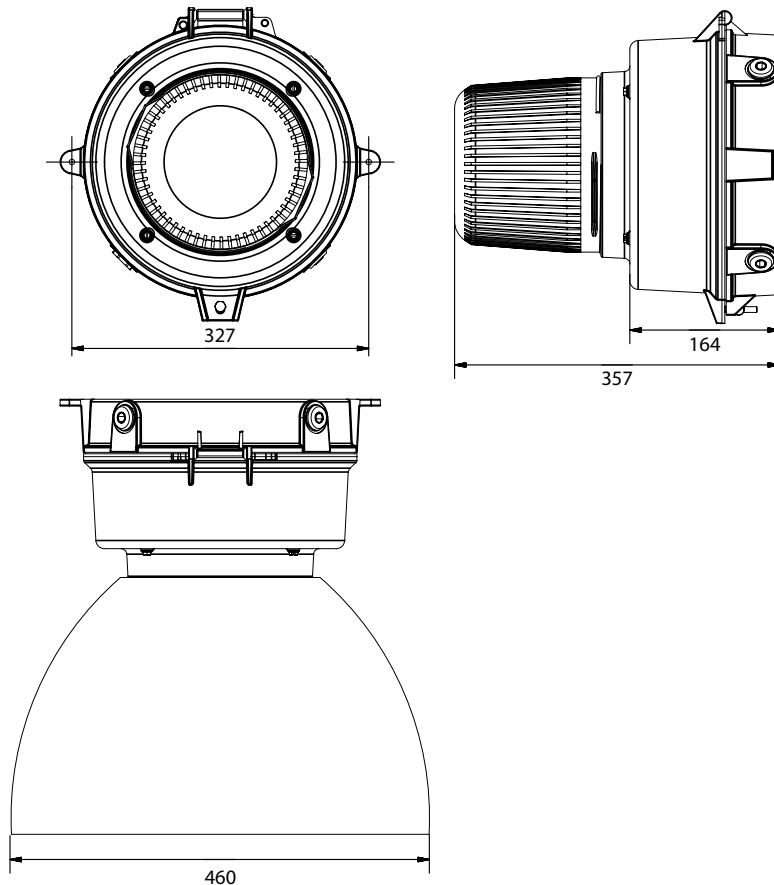
Options - Suffix to Catalogue No.

<b>/M25</b>	M25 Cable entries	<b>/SRG</b>	Surge protection (20kA and 10kV)*
<b>/WM</b>	Wall mounted version	<b>/ST</b>	Stanchion mounted version
<b>/PE</b>	Pendant mounted version	<b>/ER</b>	Sealed spun reflector

\* When using additional surge protection with EC2I/12L/LE please note that the maximum ambient reduces to +40°C.

**Accessories** *Accessories should be ordered separately*

	Order Code
Wire guard for low wattage glass globe	<b>E0850-0042</b>
Wire guard for enclosed reflector	<b>E0850-0043</b>
Dome reflector	<b>SEC20-0001</b>
30° angled reflector	<b>SEC20-0002</b>



**LED SOLUTIONS**

For Harsh & Hazardous Locations





The **Orion** LED Highbay is a versatile and cost effective luminaire designed to illuminate interior industrial spaces. It's simple design provides high quality economical lighting, available in either an 18,000 lumen or 27,000 lumen package.

The Orion has five different reflector options including clear acrylic, translucent white, opalescent acrylic and suspended bead. There are three lens options, several mounting accessories including cord and plug options and optional bottom wire guards.

## Mounting Options

- Pendant
- Medium Bay
- Low Bay

International Approvals

CE

## Standard Specification

Orion LED Highbay

Enclosure	Grey painted cast aluminium housing with clear acrylic reflector optic
Entry	Rigid conduit through top of wire box
Termination	Within wire box using lever nuts
Installation	Pendant mounted via rigid conduit
Control Gear	Electronic Driver
Colour Temperature (CCT)	5000K (Cool White)
Maintenance	4 screws on optic chamber cover
Ingress Protection	IP66 (optic chamber), IP67 (driver)
Surge Protection	4kV
Electrical Supply	120-277V AC 50/60Hz

## Features

- ◆ **Instant on** crisp white light output
- ◆ Highly **Energy Efficient**
- ◆ **120,000 maintenance free hours** at 25°C (L70)
- ◆ **Lower power consumption** than HID lamps
- ◆ **Low temperature applications to -40°C**

Chalmit®

# LED SOLUTIONS

For Harsh & Hazardous Locations



Product design and specifications are subject to change without notice. Please check the Chalmit website for latest specifications. [www.chalmit.com](http://www.chalmit.com)

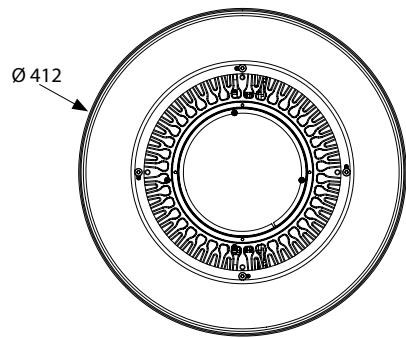
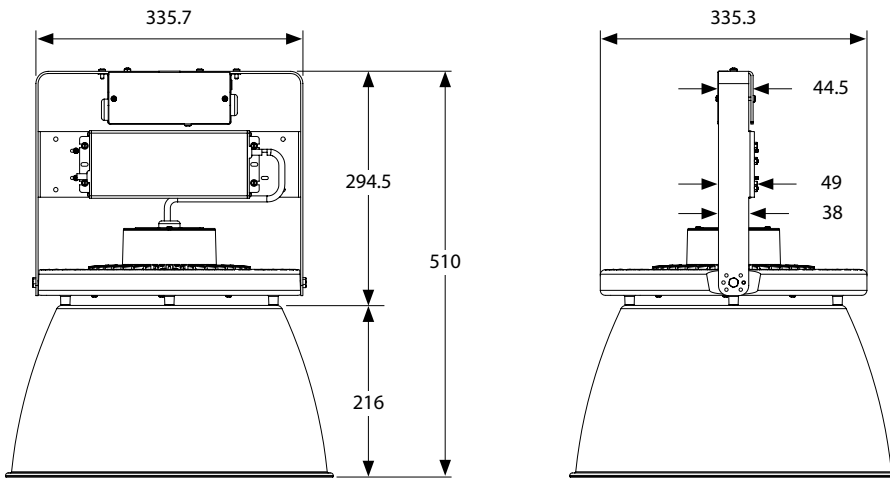
Std. Cat No.	Delivered Output	Power Consumption	Ambient °C	Weight
<b>ORII/18L/LE</b>	18335 lm	167W	-40 to +50	6.8kg
<b>ORII/27L/LE</b>	26985 lm	255W	-40 to +40	6.8kg

Options - Suffix to Catalogue No.			
<b>/WW</b>	Translucent white reflector*	<b>/AL</b>	Anodised Aluminium reflector*
<b>/OP</b>	Opalescent acrylic reflector*	<b>/SB</b>	Suspended bead reflector*
<b>/4K</b>	4000K (Neutral White) LEDs	<b>/NR</b>	Without External Reflector

\*Reflectors are ordered in place of standard clear acrylic optic

**Accessories** *Accessories should be ordered separately*

	Order Code
Wire guard	<b>Please contact Chalmit sales for information</b>
Conical drop lens	
Dropped lens refractor	
Frosted acrylic lens	



**LED SOLUTIONS**  
 For Harsh & Hazardous Locations





The **Cirrus** LED highbay is perfectly suited for the food processing industry due to its robust construction and well-sealed IP66 rating.

There are a variety of non-glass lenses that can be utilised, depending on the application and desired appearance, which will provide an equivalent performance to traditional high-power metal halide luminaires.

## Mounting Options

- Pendant
- Medium Bay
- Low Bay

International Approvals

CE

## Standard Specification

### Cirrus LED Highbay

Enclosure	White painted cast aluminium body with flat Acrylic P95 lens
Entry	Threaded conduit through rear of luminaire
Termination	At rear of luminaire using lever nuts
Installation	Pendant mounted, 3/4" NPS
Control Gear	Electronic Driver
Colour Temperature (CCT)	5000K (Cool White)
Maintenance	Optic chamber at front, Driver chamber at rear
Ingress Protection	IP66
Surge Protection	3kV
Electrical Supply	120-277V AC 50/60Hz

Chalmit®

## LED SOLUTIONS

For Harsh & Hazardous Locations



## Features

- ◆ **Instant on** crisp white light output
- ◆ Highly **Energy Efficient**
- ◆ **120,000** maintenance free hours at 25°C
- ◆ **Lower power consumption** than HID lamps
- ◆ **Low temperature applications to -40°C**

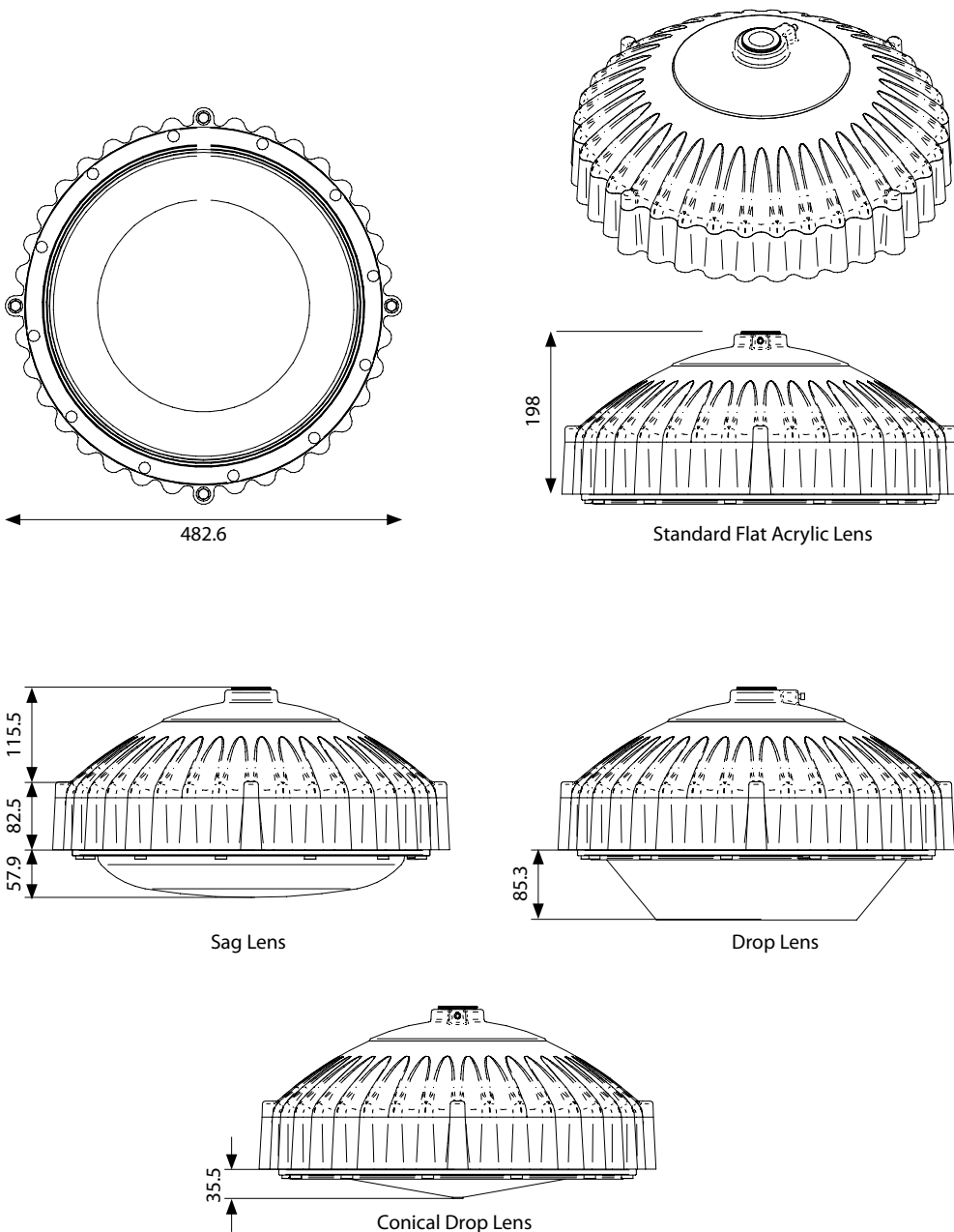
Product design and specifications are subject to change without notice. Please check the Chalmite website for latest specifications. [www.chalmite.com](http://www.chalmite.com)

Std. Cat No.	Delivered Output	Power Consumption	Ambient °C	Weight
<b>CIRI/25L/LE</b>	24628 lm	220W	-40 to +40	17.3kg

Options - Suffix to Catalogue No.

<b>/SPC*</b>	Sag polycarbonate lens	<b>/DLR*</b>	Prismatic drop acrylic lens
<b>/CDL*</b>	Prismatic conical drop acrylic lens	<b>/4K</b>	4000K (Neutral White) LED strips

\*Lenses are ordered in place of the flat Acrylic P95 lens



**LED SOLUTIONS**  
 For Harsh & Hazardous Locations





Sleek and highly efficient, this reliable compact luminaire delivers a uniform photometric distribution and powerful performance of 130,000 maintenance free hours at 25°C.

An excellent temperature range of -50°C to +55°C makes the **Arran** a global lighting solution providing high output lighting at extreme temperatures.

The great versatility of this luminaire allows a variety of mounting options from pendant to stanchion covering a wide range of Industrial installations.

## Mounting Options

- Floodlight
- Pendant
- Pole/Column
- High Bay

International Approvals



## Standard Specification

Arran LED Floodlight

Enclosure	Aluminium alloy with epoxy powder finish
Entry	2 x M20 cable entries
Termination	3 core 6mm <sup>2</sup> max. conductor with looping
Installation	Stirrup mounting bracket
Control Gear	Electronic Driver
Colour Temperature (CCT)	5000K (Cool White)
Maintenance	M5 Slotted Screws
Ingress Protection	IP66
Surge Protection	4kV line to line, 6kV line to earth
Electrical Supply	120-277V AC 50/60Hz 127-250V DC

Chalmit

LED SOLUTIONS

For Harsh & Hazardous Locations



## Features

- ◆ Instant on crisp white light output
- ◆ Highly **Energy Efficient**
- ◆ **130,000** maintenance free hours at 25°C
- ◆ **Lower power consumption** than HID lamps
- ◆ **Low temperature applications** to -50°C

Product design and specifications are subject to change without notice. Please check the Chalmit website for latest specifications. [www.chalmit.com](http://www.chalmit.com)

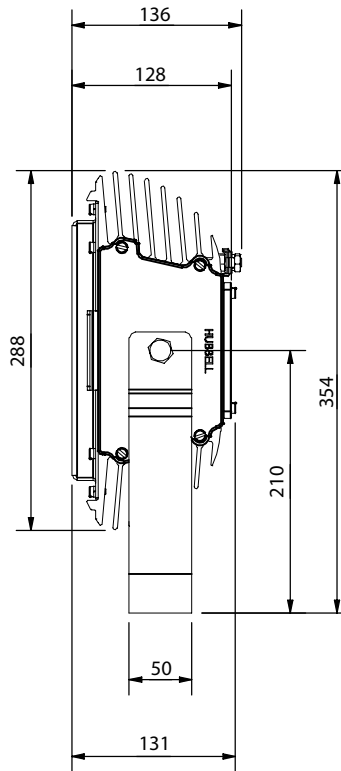
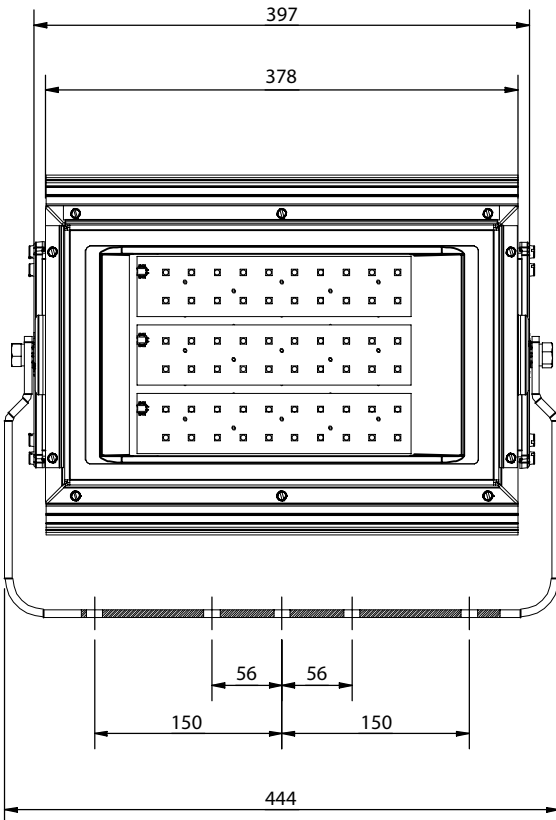
Std. Cat No.	Delivered Output	Power Consumption	Ambient °C	Weight
<b>ARRI/06L/LE</b>	5885 lm	55W	-50 to +55	13kg
<b>ARRI/10L/LE</b>	10489 lm	74W	-50 to +55	13kg
<b>ARRI/11L/LE</b>	11976 lm	88W	-50 to +55	13kg
<b>ARRI/15L/LE</b>	16880 lm	130W	-50 to +55	13kg

Options - Suffix to Catalogue No.

<b>/M25</b>	M25 Cable entries	<b>/DM</b>	DALI Dimmable Driver (15L T rating reduces to T5)
-------------	-------------------	------------	---

**Accessories** *Accessories should be ordered separately*

	Order Code
Wire Guard	<b>SARR1-0001</b>
Anti Glare Shield	<b>SARR1-0002</b>
Pole Mounting Bracket Assembly	<b>S2400-0002</b>



MADE IN BRITAIN



**LED SOLUTIONS**

For Harsh & Hazardous Locations





The powerful **Arran High Output** floodlight delivers a uniform photometric distribution and impressive performance of 90,000 maintenance free hours at 25°C.

An excellent temperature range of -50°C up to +55°C makes the Arran H/O a global lighting solution, whilst providing a comparable output to common high wattage HID floodlights.

The great versatility of this luminaire allows a variety of mounting options covering a wide range of Industrial installations.

## Mounting Options

- Floodlight
- Pole/Column
- Pendant

International Approvals



## Standard Specification

Arran High Output LED Floodlight

Enclosure	Aluminium alloy with epoxy powder finish
Entry	2 x 20mm clearance holes
Termination	3 core 6mm <sup>2</sup> max. conductor with looping
Installation	Stirrup mounting bracket
Control Gear	Electronic Driver
Colour Temperature (CCT)	5000K (Cool White)
Maintenance	M5 Slotted Screws
Ingress Protection	IP66
Surge Protection	4kV line to line, 6kV line to earth
Electrical Supply	100-277V AC 50/60Hz 140-273V DC

Chalmit®

**LED SOLUTIONS**  
For Harsh & Hazardous Locations



## Features

- ◆ Instant on crisp white light output
- ◆ Highly **Energy Efficient**
- ◆ **90,000** maintenance free hours at 25°C
- ◆ **Lower power consumption** than HID lamps
- ◆ **Low temperature applications to -50°C**



Product design and specifications are subject to change without notice. Please check the Chalmat website for latest specifications.  
[www.chalmit.com](http://www.chalmit.com)




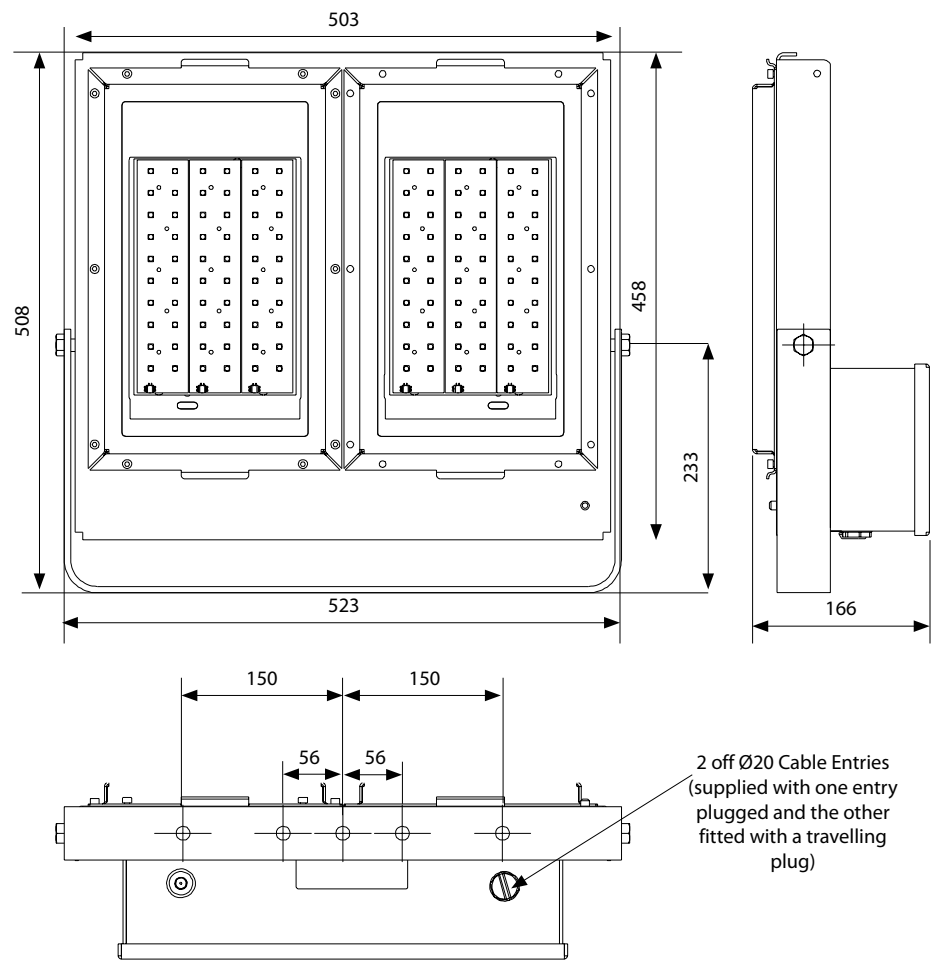
Std. Cat No.	Delivered Output	Power Consumption	Ambient °C	Weight
<b>ARHI/22L/LE</b>	21620 lm	180W	-50 to +40	14kg
<b>ARHI/31L/LE</b>	30950 lm	260W	-50 to +40	14kg
<b>ARHI/40L/LE</b>	40410 lm	380W	-50 to +40	14kg

Options - Suffix to Catalogue No.

<b>/25</b>	25mm cable entries	<b>/SRG</b>	Surge Protection (20kA and 10kV)
<b>/HT</b>	High Temperature to +55°C (Output reduces at high ambient to prolong LED and Driver life)		


## Accessories Accessories should be ordered separately

	Order Code
Wire Guard (2 required per floodlight)	<b>SARR1-0001</b>
Anti Glare Shield	Contact Chalmit Sales
Pole Mounting Bracket Assembly	<b>S2400-0002</b>



**LED SOLUTIONS**  
 For Harsh & Hazardous Locations





The unique characteristics of the **Solas** offers a versatile luminaire with 100% output in Emergency mode. Built of marine grade aluminium, this robust luminaire is suitable for the harshest of global environments.

Utilising ultra bright LED's the Solas produces a more focused light well suited to illuminating safety critical areas in an emergency situation. A manually operated remote inhibition facility is available on all emergency versions.

With a self contained battery, it can be used for backup emergency lighting in maintained or non-maintained modes.

### Mounting Options

- Floodlight
- Pendant
- High Bay
- Emergency
- Pole/Column

International Approvals

CE

### Standard Specification

Solas LED Floodlight

Enclosure	Aluminium alloy LM6 Toughened glass window All fastenings 316 stainless steel
Entry	2x M20 cable entries - Non-emergency: looping for 4mm <sup>2</sup> cable Emergency: single entry only for 4mm <sup>2</sup> cable
Termination	4 core 4mm <sup>2</sup> max.
Installation	Stirrup mounting bracket
Control Gear	Electronic Driver
Colour Temperature (CCT)	4100K (Neutral White)
Maintenance	M10 SKT HD Screws
Battery	Internal Ni-Cd (21.6V) (Emergency only)
Emergency Duration	90 minutes (100% output) Maintained as standard
Ingress Protection	IP66/67 to EN 60529
Surge Protection	4kV
Electrical Supply	220-254V 50/60Hz

Chalmit®

## LED SOLUTIONS

For Harsh &amp; Hazardous Locations



## Features

- ◆ No re-lamping required - **over 60,000 hours continuous operation**
- ◆ **Low ambient temperatures**
- ◆ **Non-maintained or Maintained modes**
- ◆ Comparable with **70W HPS floodlight**
- ◆ **Emergency inhibition**
- ◆ Highly **Energy Efficient**

Product design and specifications are subject to change without notice. Please check the Chalmite website for latest specifications. [www.chalmite.com](http://www.chalmite.com)



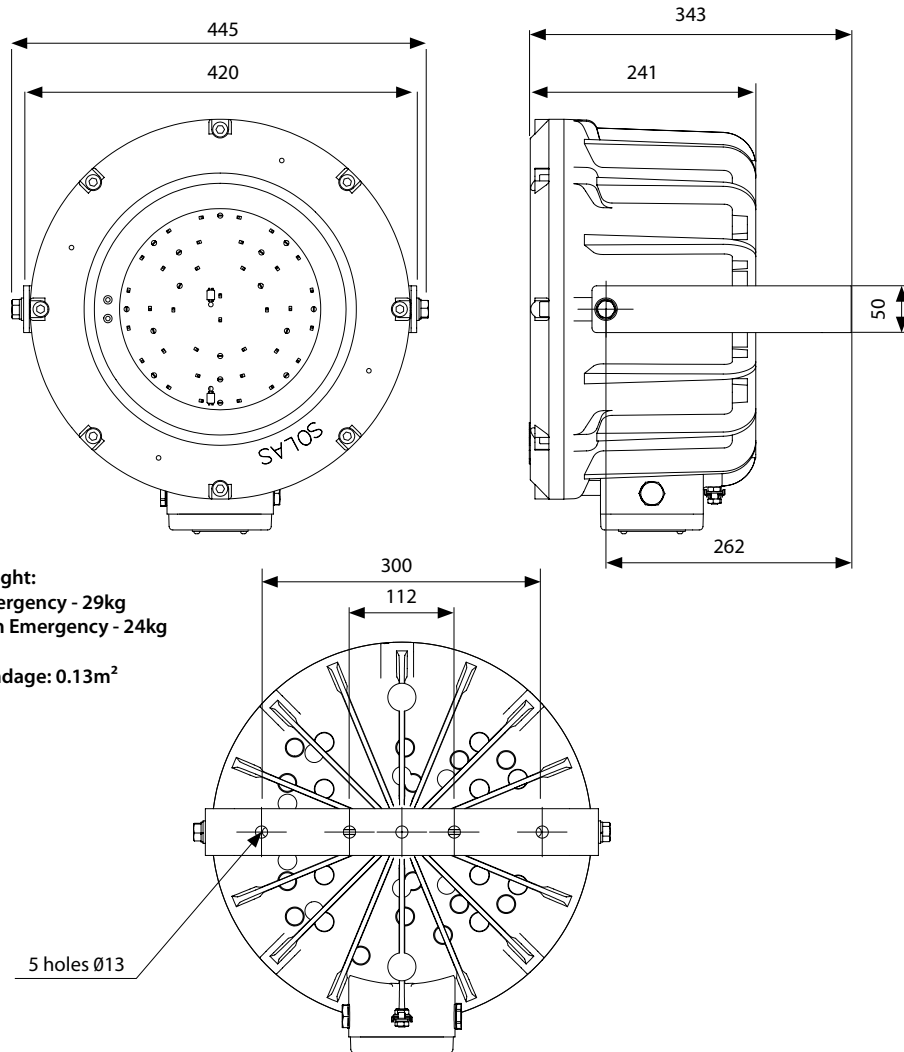
Std. Cat No.	Delivered Output	Power Consumption	Ambient °C	Weight
<b>SOLI/034/LE</b>	6057 lm	62W	-55 to +55	24.0kg
<b>SOLI/034/LE/EM</b>	6057 lm	73W	-20 to +45	29.0kg
<b>SOLI/034/LE/EM/NM</b>	6057 lm	11W	-20 to +55	29.0kg

Options - Suffix to Catalogue No.			
<b>/M25</b>	M25 Cable entries	<b>/3H</b>	3 hour battery duration (50% output)
<b>/EP</b>	Painted	<b>/SC</b>	Screwed connections
<b>/N</b>	Narrow beam		• Non emergency version: looping for up to 6mm <sup>2</sup> cable
<b>/NM</b>	Non maintained (Emergency)		• Non maintained emergency: single entry only for up to 6mm <sup>2</sup> cable
<b>/LT</b>	Low temperature to -55°C (Emergency)		• Maintained emergency version: screwed connections not available
<b>/120</b>	110-130V Supply		

**Accessories** *Accessories should be ordered separately*

	Order Code
Wire Guard	<b>S2610-0005</b>
Pole Mounting Bracket (42-64mm diameter poles)	<b>S2400-0002</b>

Remote switches are available upon request, please contact Chalmite® sales.



**LED SOLUTIONS**  
For Harsh & Hazardous Locations





The **NexLED** delivers an instant bright white light. Designed for low profile applications, the bulkhead can be mounted on walls, handrails and ceilings making it ideal for walkways or restricted height areas.

The **NexLED emergency** option provides emergency battery backup to ensure continued operation in the event of a power outage. Benefits from the same features as the standard NexLED and is also available as a low temperature version for operation down to -45°C.

## Mounting Options

- Ceiling
- Wall
- Recessed
- Pole/Stanchion
- Bulkhead

International Approvals

CE

## Standard Specification

### NexLED LED Bulkhead

Enclosure	Aluminium LM6 body, RAL-9005 black epoxy polyester paint finish with toughened glass and silicone gasket
Reflector	Brushed aluminium
Entry	3 x M20 cable entries
Termination	3 core 4mm <sup>2</sup> max conductor with looping (4 core on Emergency)
Installation	Surface mounted, 4 mounting holes located outside of seal
Control Gear	Electronic Driver
Colour Temperature (CCT)	4100K (Neutral White)
Maintenance	M6 Slotted Screws
Battery	Internal NiMH (201-6V, 801-10.8V) (Emergency only)
Emergency Light Duration	3 Hours (100% output)
Ingress Protection	IP66/67 to EN 60529
Surge Protection	4kV
Electrical Supply	120-240V AC 50/60HZ 220-254V AC 50/60Hz (Emergency only)

## Features

- ◆ Highly visible, **instant light**
- ◆ **Easy to install and maintain**
- ◆ **Ultra long life, no re-lamping required**
- ◆ Over **60,000 hours\*** continuous operation
- ◆ **100% output in emergency mode** (up to 3 hours)
- ◆ Very low **power consumption**
- ◆ Highly **Energy Efficient**

\* 60,000 hours expected at 40°C ambient (L70/B10)

Chalmit®

## LED SOLUTIONS

For Harsh & Hazardous Locations



Product design and specifications are subject to change without notice. Please check the Chalmite website for latest specifications. [www.chalmite.com](http://www.chalmite.com)



MADE IN BRITAIN

Std. Cat No.	Delivered Output	Power Consumption	Ambient °C	Weight
<b>NELI/201/LE</b>	168 lm	7W	-20 to +45	3.5kg
<b>NELI/801/LE</b>	671 lm	16W	-20 to +45	3.5kg
<b>NELI/201/LE/EM</b>	168 lm	8W	-20 to +45	4.1kg
<b>NELI/801/LE/EM</b>	671 lm	17W	-20 to +45	4.1kg

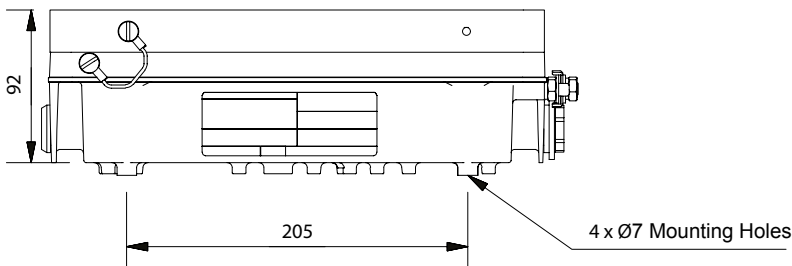
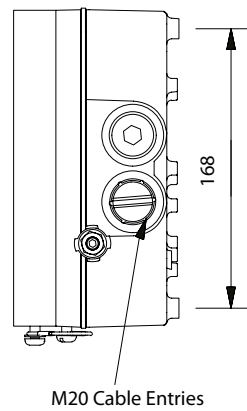
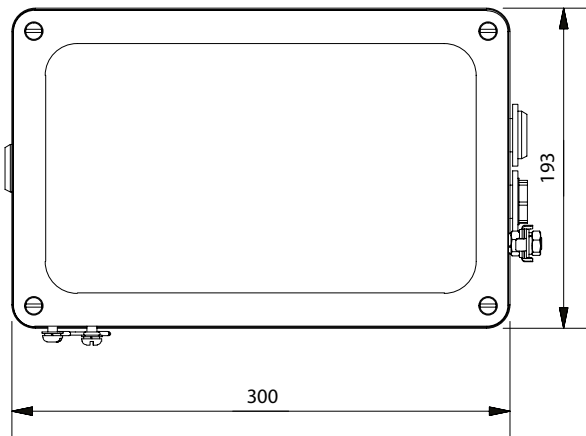
Options - Suffix to Catalogue No.

**/GDE** Green LED's (should not be used in combination with Exit sign)

**Accessories** *Accessories should be ordered separately*

	Order Code
<b>Green Exit sign kit (supplied with up, down, left and right labels*)</b>	<b>SNEL1-0008</b>

\*Other signage options available upon request, please contact Chalmite® sales.



**LED SOLUTIONS**  
*For Harsh & Hazardous Locations*





The **Nevis LED** delivers an instant bright white light equivalent to a 70W HPS. Designed for low profile applications, the luminaire can be mounted on walls, handrails and ceilings as a wellglass making it ideal for walkways or restricted height areas.

A side mounted terminal chamber allows for flush mounting and ease of installation. Its excellent temperature range of -50°C to +55°C makes it a global lighting solution providing high quality lighting at extreme temperatures.

## Mounting Options

- Ceiling
- Wall
- High Bay
- Pole/Stanchion
- Bulkhead
- Wellglass

International Approvals



## Standard Specification

### Nevis LED Bulkhead

Enclosure	Aluminium alloy LM6 to BS 1490 (AC44100) All fastenings A4 stainless steel Toughened glass dome cover
Entry	2x M20 cable entries
Termination	3 core 6mm <sup>2</sup> max. conductor with looping
Installation	Flush mounting bracket
Control Gear	Electronic Driver
Colour Temperature (CCT)	5650K (Cool White)
Maintenance	Access via hinged front glass cover assembly
Ingress Protection	IP66 to EN 60529
Surge Protection	4kV
Electrical Supply	100-277V AC 50/60 Hz 110-390V DC

Chalmit®

## LED SOLUTIONS

For Harsh & Hazardous Locations



## Features

- ◆ **Lower power consumption** than HID lamps
- ◆ Low temperature applications to **-55°C**
- ◆ **Up to 60,000 maintenance free hours** 70% initial lumens
- ◆ Highly **Energy Efficient**
- ◆ **Compact** construction
- ◆ **IP68** version available

Product design and specifications are subject to change without notice. Please check the Chalmers website for latest specifications. [www.chalmers.com](http://www.chalmers.com)

Std. Cat No.	Delivered Output	Power Consumption	Ambient °C	Weight
<b>NEVI/052/LE</b>	4058 lm	48W	-55 to +55	12.5kg

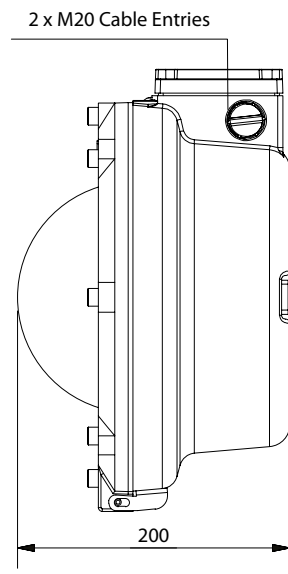
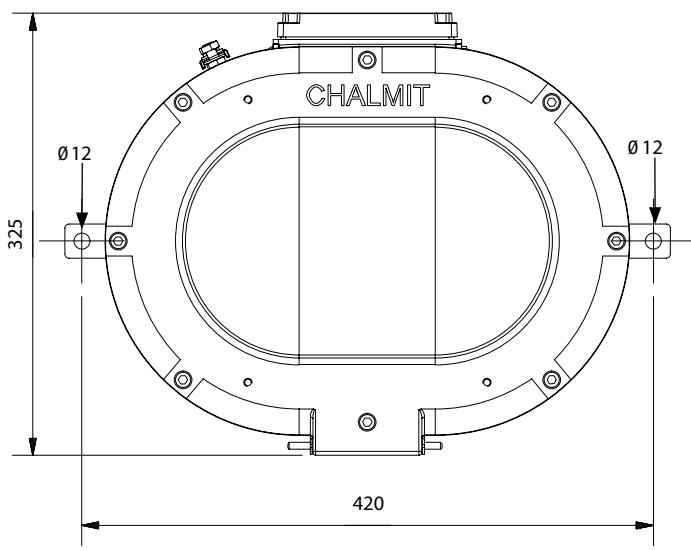
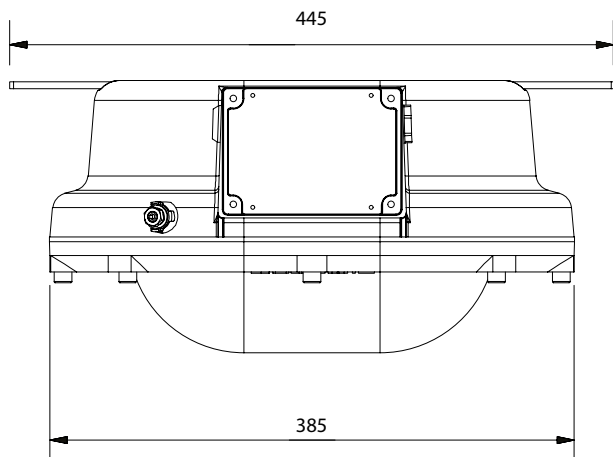
Options - Suffix to Catalogue No.

<b>/M25</b>	M25 Cable entries	<b>/P</b>	PTFE coating
<b>/SP</b>	IP68 version (1m for 24 hours*) (single entry without looping)	<b>/3-4NPT</b>	3/4" NPT entries
<b>/EP</b>	Painted		

\*Other depths available

**Accessories** *Accessories should be ordered separately*

	Order Code
Pole mounting bracket assembly (38-50mm diameter poles)	<b>SNEV1-0001</b>
Wire Guard	<b>SNEV1-0002</b>
Hand rail mounting bracket assembly	<b>SNEV4-0003</b>



**LED SOLUTIONS**

For Harsh & Hazardous Locations





The **Starline II** LED perfectly combines innovations in heat management, optical performance and energy saving in a sleek exterior.

The ultimate solution to replace traditional HID sources with versatility and reliability. High power LEDs minimise energy and operating costs, while the low profile appearance and low weight allow the Starline II to be safely installed on new and existing infrastructure.

## Mounting Options

- Pole/Column
- Post Top/Slip Fitter
- Side Entry Spigot
- Wall Mount

International Approvals

CE

## Standard Specification

Starline II LED Streetlight

Enclosure	Die cast aluminum alloy with white polyester powder coat paint
Entry	Side entry as standard
Termination	Pre-installed flying leads
Installation	Spigot entry
Control Gear	Electronic driver
Colour Temperature (CCT)	5000K (Cool White)
Maintenance	Underside access, secured by socket heads
Ingress Protection	IP66
Surge Protection	6kV
Electrical Supply	120 - 277V AC 50/60Hz

Chalmit®

## LED SOLUTIONS

For Harsh &amp; Hazardous Locations



## Features

- ◆ Slim, elegant design
- ◆ Highly **Energy Efficient**
- ◆ Lightweight and low windage
- ◆ Dark sky friendly, no upward light

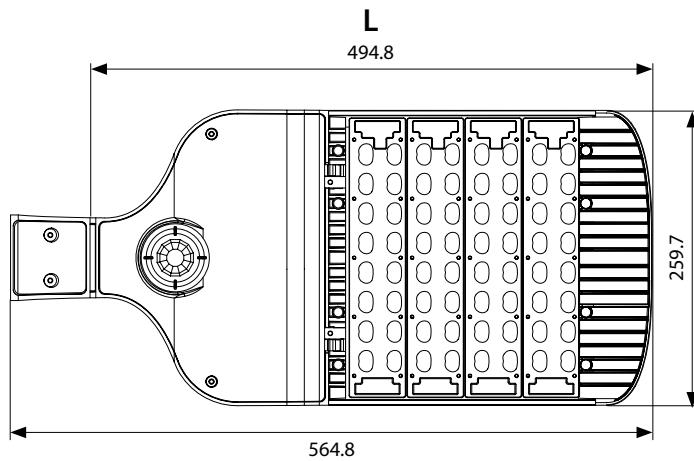


Product design and specifications are subject to change without notice. Please check the Chalmite website for latest specifications. [www.chalmite.com](http://www.chalmite.com)

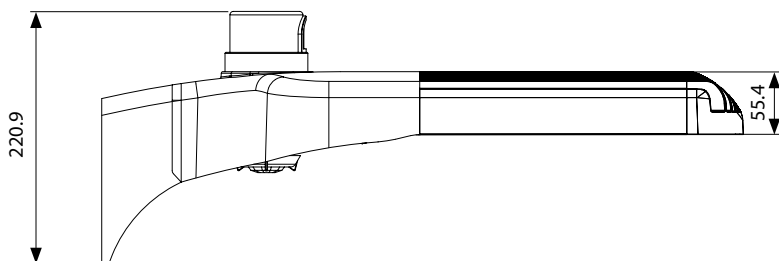
Std. Cat No.	Delivered Output	Power Consumption	Ambient °C	Weight
<b>SL2I/05L/LE</b>	4835 lm	40W	-40 to +55	5.0kg
<b>SL2I/09L/LE</b>	8923 lm	75W	-40 to +55	5.0kg
<b>SL2I/13L/LE</b>	13226 lm	120W	-40 to +55	6.0kg
<b>SL2I/17L/LE</b>	17355 lm	150W	-40 to +55	6.5kg
<b>SL2I/24L/LE</b>	24318 lm	200W	-40 to +55	8.0kg

Options - Suffix to Catalogue No.

<b>/SF</b>	Slip Fitter mount	<b>/WM</b>	Wall mount
------------	-------------------	------------	------------



	L (mm)
05L	392.9
09L	392.9
13L	443.8
17L	494.8
24L	601.3



**LED SOLUTIONS**  
 For Harsh & Hazardous Locations





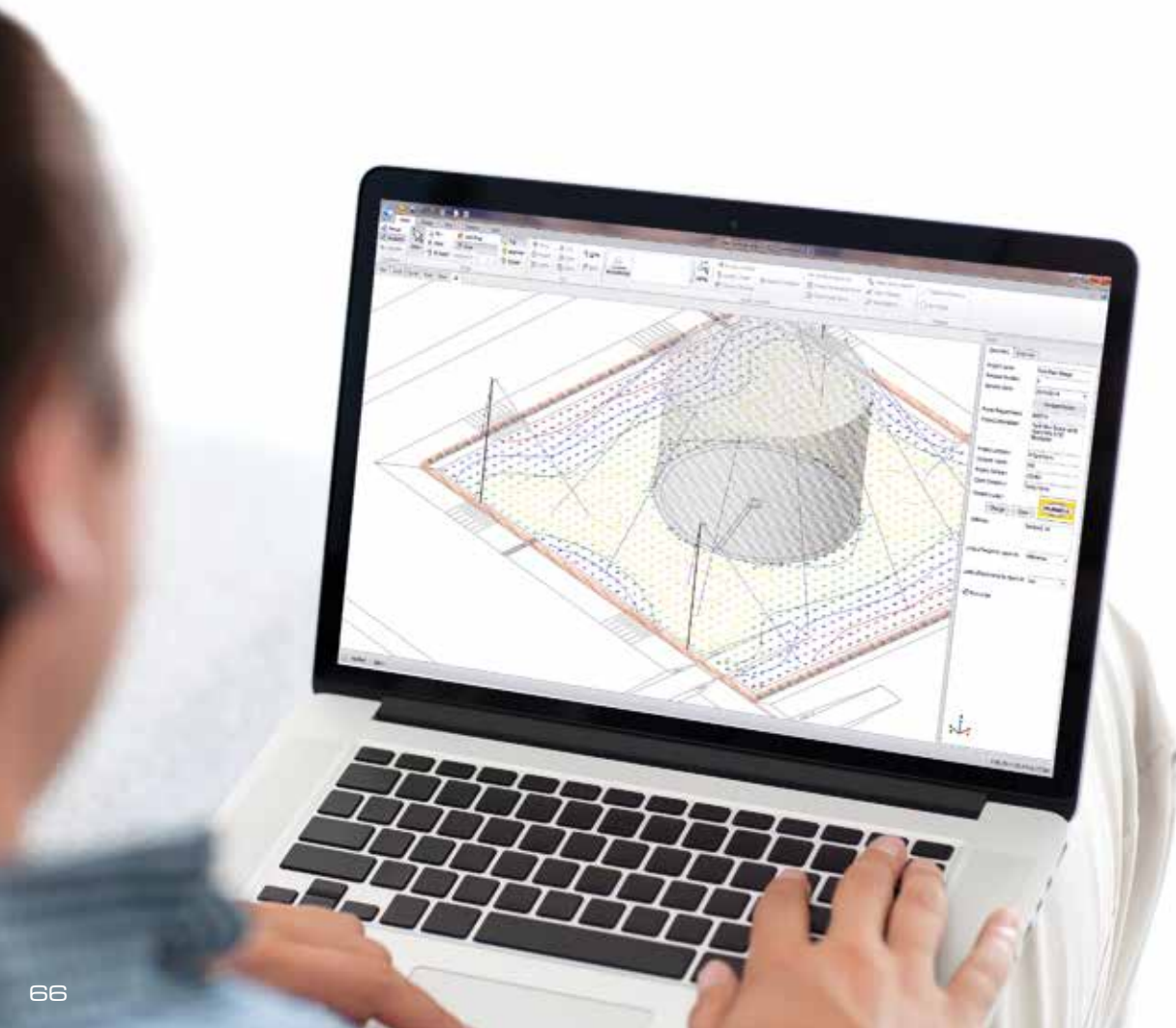
## Hazardous Area and Industrial Lighting Design Software



Reliable and industry accepted, Chalmit's long established lighting design software has been upgraded to **ChalmLite 5**. Utilising modern processor capabilities and a familiar Windows based user interface, individuals are able to produce lighting design layouts of varying complexity with ease and accuracy. Improved drawing format support also minimises the need for additional software.

**Estimator** calculators are still available for **Interior**, **Exterior** and **Walkway** scenarios, allowing luminaire quantities to be quickly determined for budgetary purposes. However, with the advancements of LED technology, a new comparison tool is available to compare up to three products and help select the most appropriate luminaire for the application.



Visit our website at [www.chalmit.com](http://www.chalmit.com) to **download now**.





## Contact Details

### United Kingdom

Chalmit PO Box 5575 Glasgow G52 9AP UK  
Tel: +44 (0) 141 882 5555 Fax: +44 (0) 141 883 3704 Email: info@chalmit.com

### Middle East

Building No. 5EA Office No. G03  
Dubai Airport Free Zone (DAFZ) PO Box 23529 Dubai UAE  
Tel: +971 (0)4 609 1222 Email: middle-east@chalmit.com

### Asia Pacific

130 Joo Seng Road #03-02 Olivine Building Singapore 368357  
Tel: +65 6282 2242 Fax: +65 6284 4244 Email: asia-pacific@chalmit.com

### Korea

512 Hyosung Intellian 681-3 Deungchon Dong  
Kangseo-Ku Seoul 157-030 Korea  
Tel: +82 2 2063 3719 Fax: +82 2 2603 7386  
Mob: +82 10 9977 6349 Email: korea@chalmit.com

### China

Room H/I 18F No. 728 Pudong Avenue  
Shanghai International Ocean and Finance Building Shanghai 200120 P.R. China  
Tel: (86 21) 3392 6550 ext. 318 Fax: (86 21) 3392 6551  
Mob: +(86 139) 1829 4175 6349 Email: china@chalmit.com



[www.chalmit.com](http://www.chalmit.com)



Harsh & Hazardous